

GRIK2 RABBIT PAB

货号: S219348

产品全名: GRIK2 兔多抗

基因符号 EAA4; GLR6; MRT6; GLUK6; GLUR6; GluK2

UNIPROT ID: Q13002 (Gene Accession - BC037954)

背景: Glutamate receptors are the predominant excitatory neurotransmitter receptors in the mammalian brain and are activated in a variety of normal neurophysiologic processes. This gene product belongs to the kainate family of glutamate receptors, which are composed of four subunits and function as ligand-activated ion channels. The subunit encoded by this gene is subject to RNA editing at multiple sites within the first and second transmembrane domains, which is thought to alter the structure and function of the receptor complex. Alternatively spliced transcript variants encoding different isoforms have also been described for this gene. Mutations in this gene have been associated with autosomal recessive cognitive disability.

抗原: Fusion protein of human GRIK2

经过测试的应用: ELISA, WB, IHC

推荐稀释比: IHC: 50-200;WB: 500-2000;ELISA: 5000-10000

种属反应性: Rabbit

克隆性: Rabbit Polyclonal

亚型: Immunogen-specific rabbit IgG

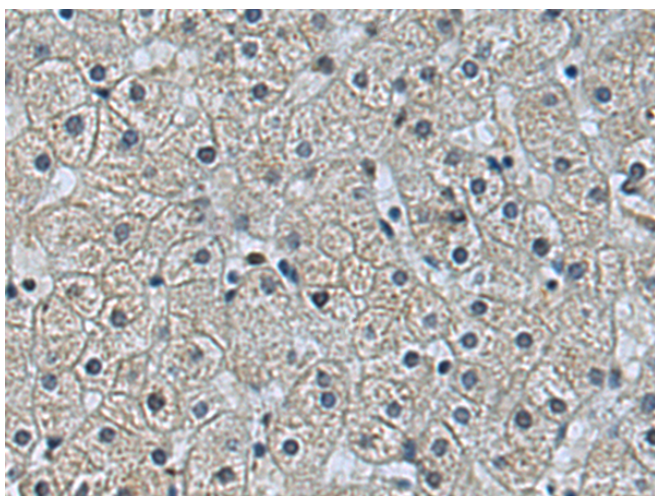
纯化: Antigen affinity purification

种属反应性: Human, Mouse, Rat

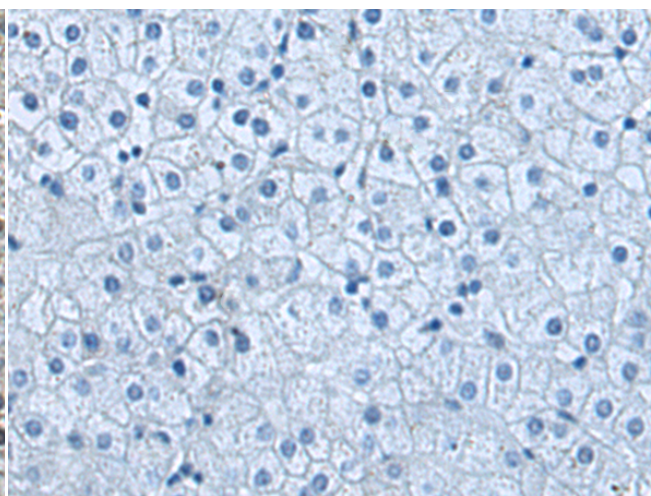
成分: PBS (without Mg²⁺ and Ca²⁺), pH 7.4, 150 mM NaCl, 0.05% Sodium Azide and 40% glycerol

研究领域: Neuroscience

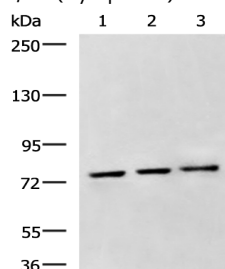
储存和运输: Store at -20°C. Avoid repeated freezing and thawing



Immunohistochemistry analysis of paraffin embedded Human liver cancer tissue using 219348 (GRIK2 Antibody) at a dilution of 1/100 (Cytoplasm).



In comparison with the IHC on the left, the same paraffin-embedded Human liver cancer tissue is first treated with the fusion protein and then with 219348 (Anti-GRIK2 Antibody) at dilution 1/100.



Gel: 6%SDS-PAGE, Lysate: 40 µg;

Lane 1-3: LOVO, Jurkat and 293T cell lysates;

Primary antibody: 219348 (GRIK2 Antibody) at dilution 1/700;

Secondary antibody: HRP-conjugated Goat anti rabbit IgG at 1/5000 dilution;

Exposure time: 1 minute



Product Description

Pioneering GTPase and Oncogene Product Development since 2010
