

GRB7 RABBIT PAB

货号: S216539

产品全名: GRB7 兔多抗

基因符号

UNIPROT ID: Q14451 (Gene Accession - BC006535)

背景: The product of this gene belongs to a small family of adapter proteins that are known to interact with a number of receptor tyrosine kinases and signaling molecules. This gene encodes a growth factor receptor-binding protein that interacts with epidermal growth factor receptor (EGFR) and ephrin receptors. The protein plays a role in the integrin signaling pathway and cell migration by binding with focal adhesion kinase (FAK). Several transcript variants encoding two different isoforms have been found for this gene.

抗原: Fusion protein of human GRB7

经过测试的应用: ELISA, IHC

推荐稀释比: IHC: 50-200; ELISA: 2000-5000

种属反应性: Rabbit

克隆性: Rabbit Polyclonal

亚型: Immunogen-specific rabbit IgG

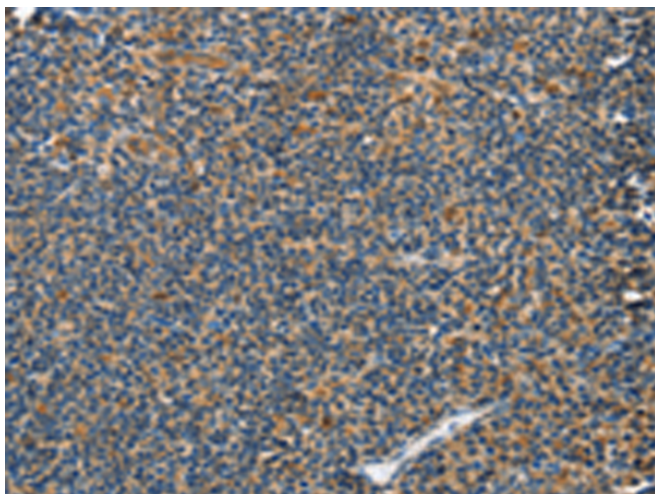
纯化: Antigen affinity purification

种属反应性: Human, Mouse, Rat

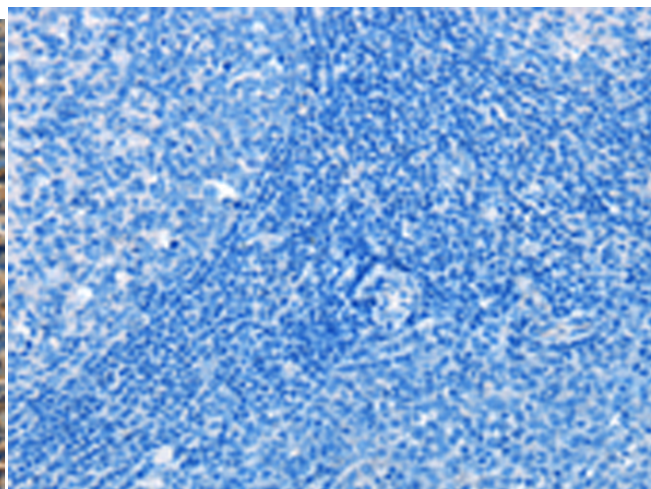
成分: PBS (without Mg²⁺ and Ca²⁺), pH 7.4, 150 mM NaCl, 0.05% Sodium Azide and 40% glycerol

研究领域: Signal Transduction

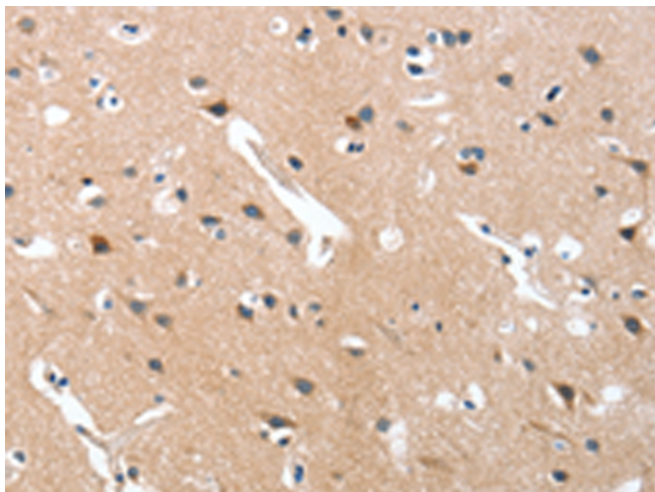
储存和运输: Store at -20°C. Avoid repeated freezing and thawing



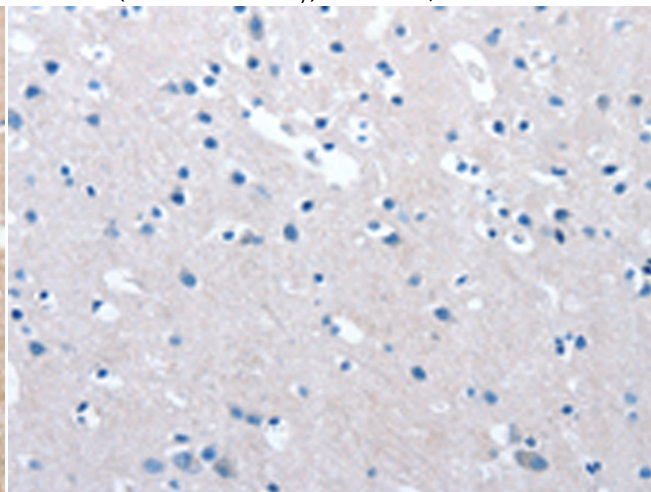
Immunohistochemistry analysis of paraffin embedded Human tonsil tissue using 216539(GRB7 Antibody) at a dilution of 1/40(Cytoplasm).



In comparison with the IHC on the left, the same paraffin-embedded Human tonsil tissue is first treated with the fusion protein and then with 216539(Anti-GRB7 Antibody) at dilution 1/40.



The image on the left is immunohistochemistry of paraffin-embedded Human brain tissue using 216539(Anti-GRB7 Antibody) at a dilution of 1/40.



In comparison with the IHC on the left, the same paraffin-embedded Human brain tissue is first treated with fusion protein and then with D220711(Anti-GRB7 Antibody) at dilution 1/40.



Product Description

Pioneering GTPase and Oncogene Product Development since 2010
