

GLUCOCORTICOID RECEPTOR RABBIT MAB

货号: N262278

产品全名: Glucocorticoid Receptor 兔单克隆抗体

基因符号 GR; GCR; GRL; GCCR; GCRST

UNIPROT ID: P06537

背景: Receptor for glucocorticoids (GC). Has a dual mode of action: as a transcription factor that binds to glucocorticoid response elements (GRE), both for nuclear and mitochondrial DNA, and as a modulator of other transcription factors. Affects inflammatory responses, cellular proliferation and differentiation in target tissues. Involved in chromatin remodeling. Plays a role in rapid mRNA degradation by binding to the 5' UTR of target mRNAs and interacting with PNRC2 in a ligand-dependent manner which recruits the RNA helicase UPF1 and the mRNA-decapping enzyme DCP1A, leading to RNA decay. Could act as a coactivator for STAT5-dependent transcription upon growth hormone (GH) stimulation and could reveal an essential role of hepatic GR in the control of body growth.

抗原: Recombinant protein of mouse Glucocorticoid Receptor

经过测试的应用: WB, ICC/IF

推荐稀释比: WB: 1/500-1/1000 IF: 1/50-1/200

种属反应性: Rabbit

克隆性: Rabbit Monoclonal

克隆编号: R04-8C8

分子量: Calculated MW: 87 kDa; Observed MW: 94,91 kDa

亚型: IgG

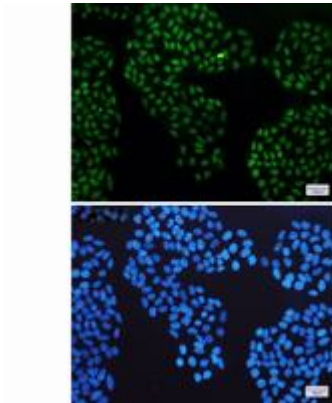
纯化: Affinity Purified

种属反应性: Human, Mouse and Rat

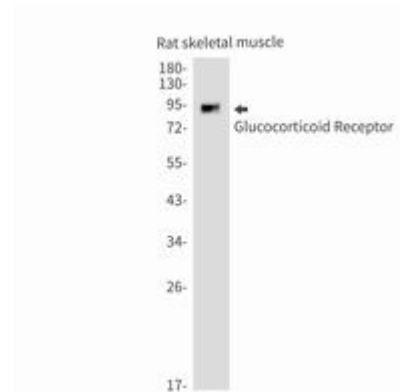
成分: PBS (without Mg²⁺ and Ca²⁺), pH 7.3 containing 50% glycerol, 0.5% BSA and 0.02% sodium azide

研究领域: Signal Transduction

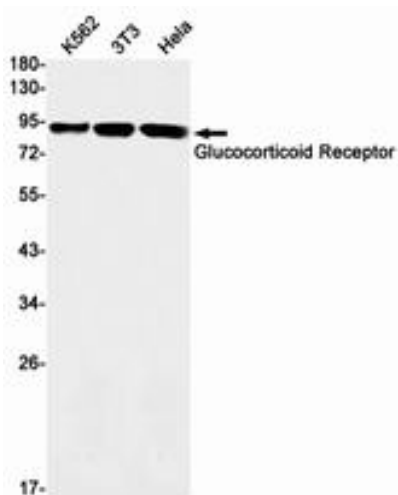
储存和运输: Store at -20°C. Avoid repeated freezing and thawing



Immunocytochemistry analysis of Glucocorticoid Receptor (green) in HeLa using Glucocorticoid Receptor antibody, and DAPI (blue)



Western blot analysis of Glucocorticoid Receptor in rat skeletal muscle lysates using Glucocorticoid Receptor antibody.



Western blot analysis of Glucocorticoid Receptor in K562, 3T3, HeLa lysates using Glucocorticoid Receptor antibody.