

FUBP1 RABBIT MAB

货号: N262244

产品全名: FUBP1 兔单克隆抗体

基因符号 DNA helicase V; FBP; FUBP; Fubp1; Fubp4; FUSE-binding protein 1; HDH V

UNIPROT ID: Q96AE4

背景: Regulates MYC expression by binding to a single-stranded far-upstream element upstream of the MYC promoter. May act both as activator and repressor of transcription.

抗原: A synthetic peptide of human FUBP1

经过测试的应用: WB,IHC-F,IHC-P,ICC/IF,IP

推荐稀释比: WB: 1/500-1/1000 IHC: 1/50-1/100 IF: 1/50-1/200 IP: 1/20

种属反应性: Rabbit

克隆性: Rabbit Monoclonal

克隆编号: R01-5D4

分子量: Calculated MW: 68 kDa; Observed MW: 74 kDa

亚型: IgG

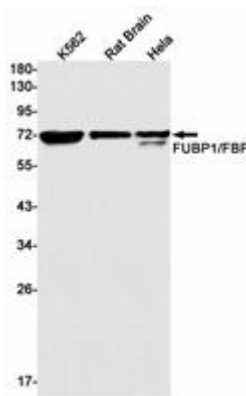
纯化: Affinity Purified

种属反应性: Human, Mouse and Rat

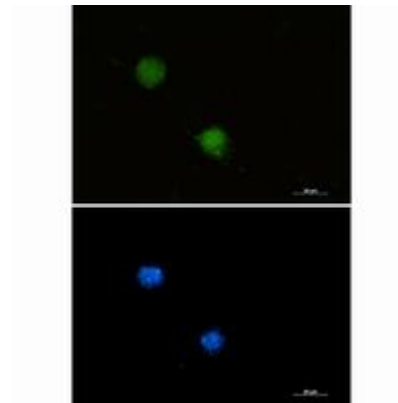
成分: PBS (without Mg²⁺ and Ca²⁺), pH 7.3 containing 50% glycerol, 0.5% BSA and 0.02% sodium azide

研究领域: Epigenetics and Nuclear Signaling


储存和运输: Store at -20°C. Avoid repeated freezing and thawing



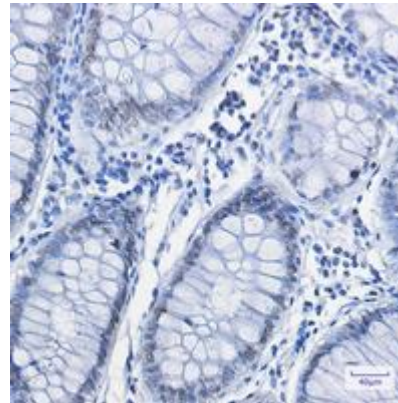
Western blot analysis of FUBP1/FBP in K562, rat Brain, Hela lysates using FUBP1/FBP antibody



Immunocytochemistry analysis of FUBP1 (green) in 293 using FUBP1 antibody, and DAPI (blue).



Western blot analysis of FUBP1/FBP in mouse spleen lysates using FUBP1/FBP antibody.



Immunohistochemistry analysis of paraffin-embedded Human colon cancer using FUBP1 antibody. High-pressure and temperature Sodium Citrate pH 6.0 was used for antigen retrieval.