

## FSCN1 RABBIT PAB

货号: S210146

产品全名: FSCN1 兔多抗

基因符号: HSN; SNL; p55; FANI

**UNIPROT ID:** Q16658 (Gene Accession - BC000521)

**背景:** This gene encodes a member of the fascin family of actin-binding proteins. Fascin proteins organize F-actin into parallel bundles, and are required for the formation of actin-based cellular protrusions. The encoded protein plays a critical role in cell migration, motility, adhesion and cellular interactions. Expression of this gene is known to be regulated by several microRNAs, and overexpression of this gene may play a role in the metastasis of multiple types of cancer by increasing cell motility. Expression of this gene is also a marker for Reed-Sternberg cells in Hodgkin's lymphoma. A pseudogene of this gene is located on the long arm of chromosome 15.

**抗原:** Fusion protein of human FSCN1

**经过测试的应用:** ELISA, IHC

**推荐稀释比:** IHC: 25-100; ELISA: 2000-5000

**种属反应性:** Rabbit

**克隆性:** Rabbit Polyclonal

**亚型:** Immunogen-specific rabbit IgG

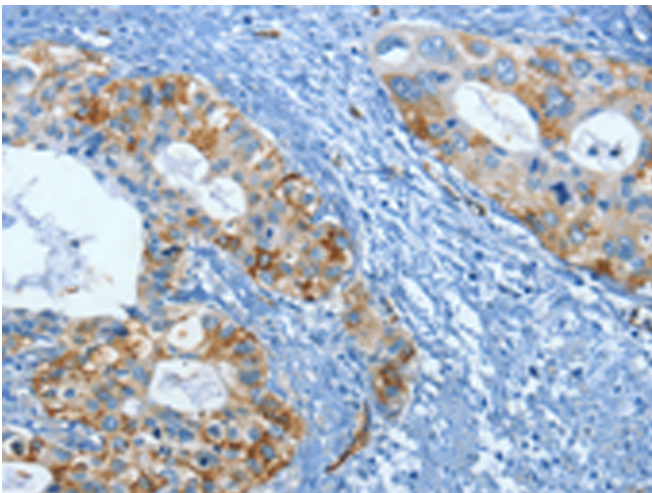
**纯化:** Antigen affinity purification

**种属反应性:** Human, Mouse, Rat

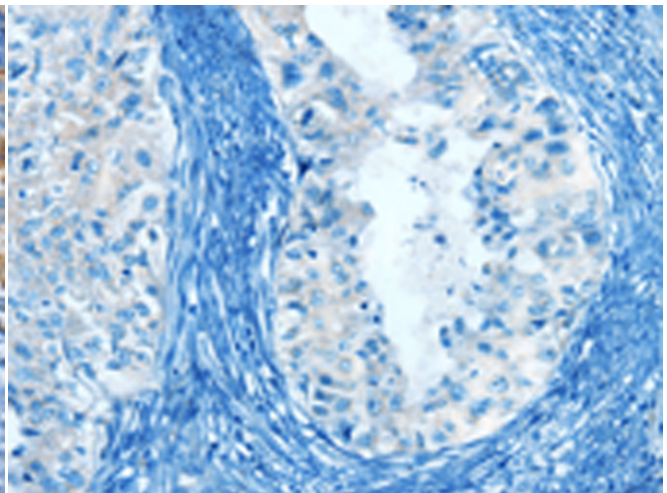
**成分:** PBS (without Mg<sup>2+</sup> and Ca<sup>2+</sup>), pH 7.4, 150 mM NaCl, 0.05% Sodium Azide and 40% glycerol

**研究领域:** Signal Transduction

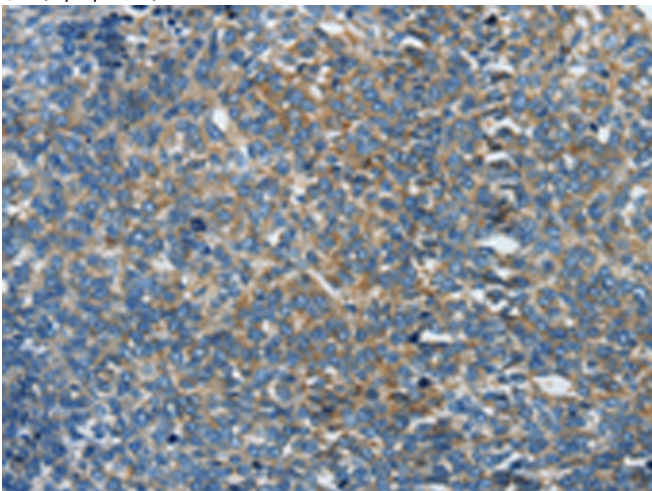
**储存和运输:** Store at -20°C. Avoid repeated freezing and thawing



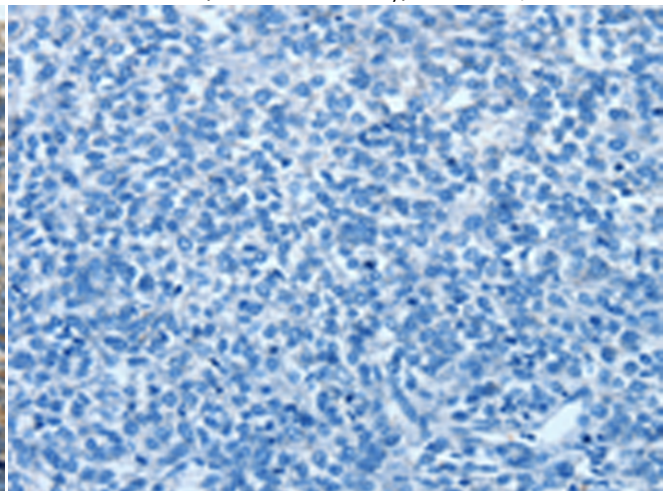
Immunohistochemistry analysis of paraffin embedded Human cervical cancer tissue using 210146(FSCN1 Antibody) at a dilution of 1/20(Cytoplasm).



In comparison with the IHC on the left, the same paraffin-embedded Human cervical cancer tissue is first treated with the fusion protein and then with 210146(Anti-FSCN1 Antibody) at dilution 1/20.



The image on the left is immunohistochemistry of paraffin-embedded Human ovarian cancer tissue using 210146(Anti-FSCN1 Antibody) at a dilution of 1/20.



In comparison with the IHC on the left, the same paraffin-embedded Human ovarian cancer tissue is first treated with fusion protein and then with D120251(Anti-FSCN1 Antibody) at dilution 1/20.



# Product Description

Pioneering GTPase and Oncogene Product Development since 2010

---