

FRK RABBIT PAB

货号: S217456

产品全名: FRK 兔多抗

基因符号: GTK; RAK; PTK5

UNIPROT ID: P42685 (Gene Accession - BC012916)

背景: The protein encoded by this gene belongs to the TYR family of protein kinases. This tyrosine kinase is a nuclear protein and may function during G1 and S phase of the cell cycle and suppress growth.

抗原: Fusion protein of human FRK

经过测试的应用: ELISA, WB, IHC

推荐稀释比: IHC: 50-200;WB: 500-2000;ELISA: 2000-5000

种属反应性: Rabbit

克隆性: Rabbit Polyclonal

亚型: Immunogen-specific rabbit IgG

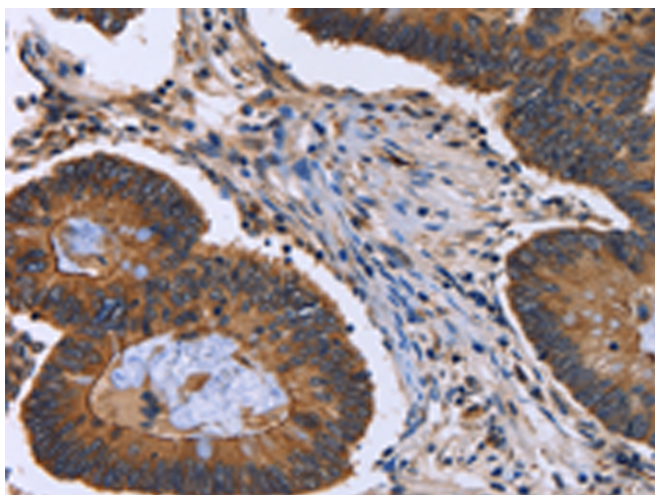
纯化: Antigen affinity purification

种属反应性: Human, Mouse, Rat

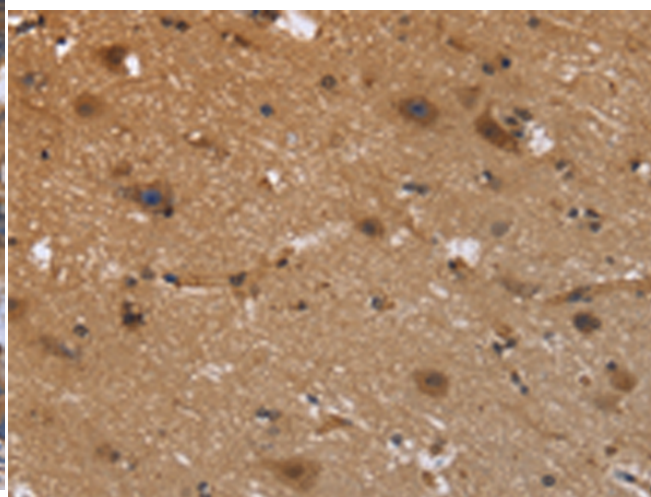
成分: PBS (without Mg²⁺ and Ca²⁺), pH 7.4, 150 mM NaCl, 0.05% Sodium Azide and 40% glycerol

研究领域: Cancer

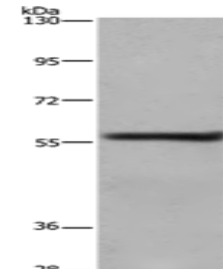
储存和运输: Store at -20°C. Avoid repeated freezing and thawing



Immunohistochemistry analysis of paraffin-embedded Human colon cancer tissue using 217456(FRK Antibody) at a dilution of 1/40(Cytoplasm).



Immunohistochemistry analysis of paraffin-embedded Human brain tissue using 217456(Anti-FRK Antibody) at a dilution of 1/40.



Gel: 6%SDS-PAGE, Lysate: 40 µg;

Lane: A431 cells;

Primary antibody: 217456(FRK Antibody) at dilution 1/1000;

Secondary antibody: Goat anti rabbit IgG at 1/8000 dilution;

Exposure time: 5 minutes