

FOXO1 RABBIT PAB

货号: N225607

产品全名: FOXO1 兔多抗

基因符号 FOXO1; FKHR; FOXO1A; Forkhead box protein O1; Forkhead box protein O1A; Forkhead in rhabdomyosarcoma

UNIPROT ID: Q12778

背景: Transcription factor which acts as a regulator of cell responses to oxidative stress. In the presence of KIRT1, mediates down-regulation of cyclin D1 and up-regulation of CDKN1B levels which are required for cell transition from proliferative growth to quiescence.

抗原: A synthesized peptide derived from human FoxO1a

经过测试的应用: WB,IHC-P,ICC/IF

推荐稀释比: WB: 1/500-1/1000 IHC: 1/50-1/100 IF: 1/50-1/200

种属反应性: Rabbit

克隆性: Rabbit Polyclonal

分子量: Calculated MW: 70 kDa; Observed MW: 70 kDa

亚型: IgG

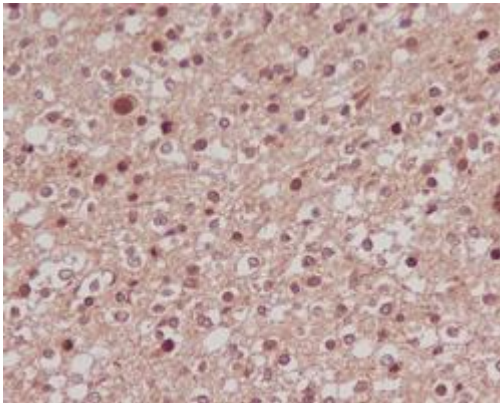
纯化: Affinity Chromatography

种属反应性: Human, Mouse and Rat

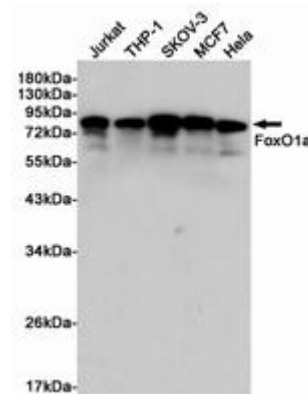
成分: PBS (without Mg²⁺ and Ca²⁺), pH 7.3 containing 50% glycerol, 0.5% BSA and 0.02% sodium azide

研究领域: Signal Transduction

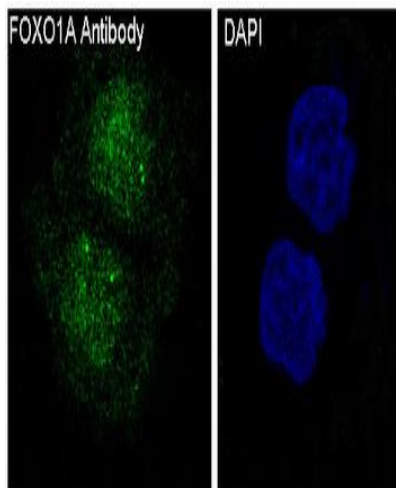
储存和运输: Store at -20°C. Avoid repeated freezing and thawing



Immunohistochemistry analysis of paraffin-embedded Human brain carcinoma using FoxO1a antibody. High-pressure and temperature Sodium Citrate pH 6.0 was used for antigen retrieval.



Western blot analysis of FoxO1a in Jurkat, THP-1, SKOV-3, MCF-7 and Hela lysates using FOXO1 antibody.



Immunofluorescence analysis of FOXO1 in Hela using FoxO1a antibody.