

FOXB2 RABBIT PAB

货号: S219780

产品全名: FOXB2 兔多抗

基因符号: bA159H20.4

UNIPROT ID: Q5VYV0 (Gene Accession - NP_001013757)

背景: FOX (Forkhead box) proteins are a family of transcription factors that play important roles in regulating the expression of genes involved in cell growth, proliferation, differentiation, and longevity. Many FOX proteins are important to embryonic development. The defining feature of FOX proteins is the forkhead box, a sequence of 80 to 100 amino acids forming a motif that binds to DNA. This forkhead motif is also known as the winged helix due to the butterfly-like appearance of the loops in the protein structure of the domain. Forkhead genes are a subgroup of the helix-turn-helix class of proteins. The FOXF2 gene encodes forkhead box F2, one of many human homologues of the *Drosophila melanogaster* transcription factor forkhead. FOXF2 is expressed in lung and placenta.

抗原: Synthetic peptide of human FOXB2

经过测试的应用: ELISA, IHC

推荐稀释比: IHC: Oct-50; ELISA: 1000-2000

种属反应性: Rabbit

克隆性: Rabbit Polyclonal

亚型: Immunogen-specific rabbit IgG

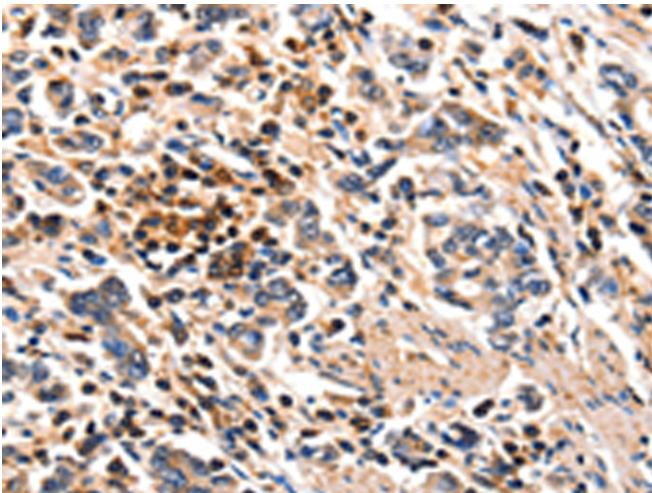
纯化: Antigen affinity purification

种属反应性: Human

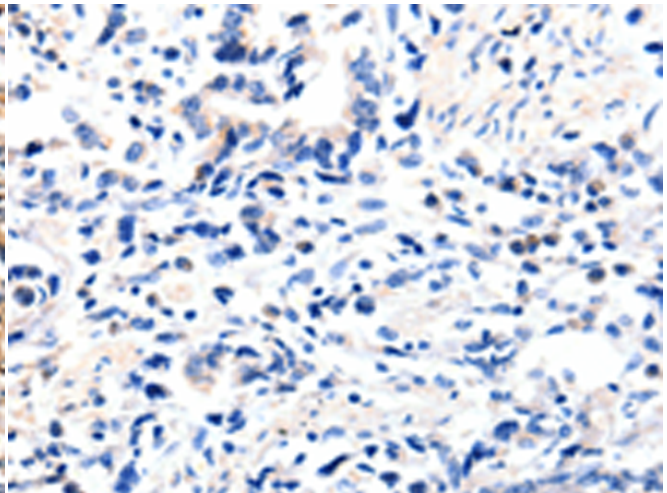
成分: PBS (without Mg²⁺ and Ca²⁺), pH 7.4, 150 mM NaCl, 0.05% Sodium Azide and 40% glycerol

研究领域: Epigenetics and Nuclear Signaling

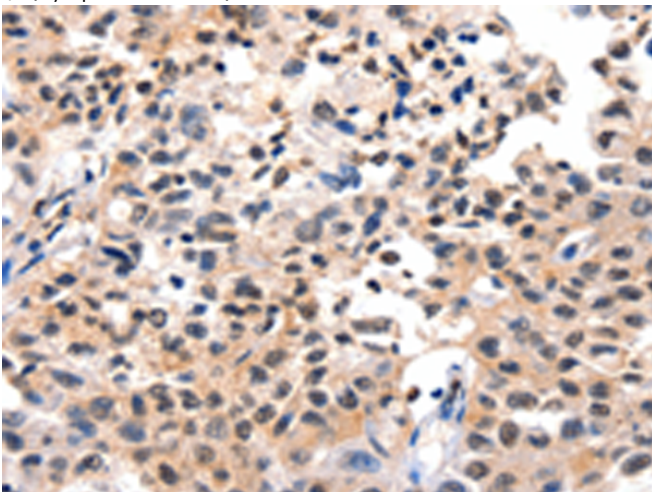
储存和运输: Store at -20°C. Avoid repeated freezing and thawing



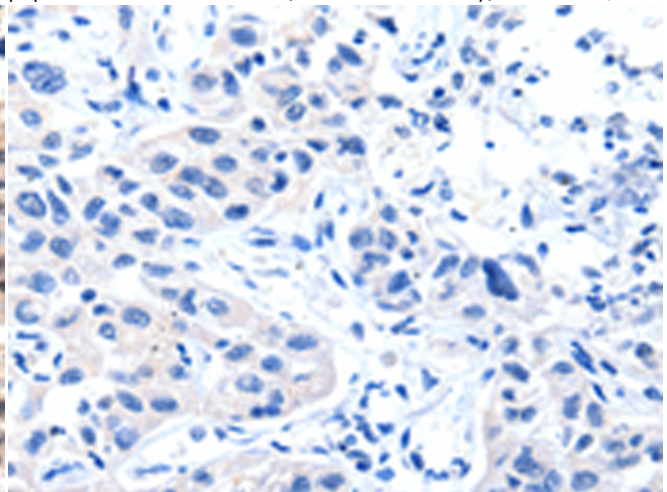
Immunohistochemistry analysis of paraffin embedded Human gastric cancer tissue using 219780(FOXB2 Antibody) at a dilution of 1/5(Cytoplasm, Nucleus).



In comparison with the IHC on the left, the same paraffin-embedded Human gastric cancer tissue is first treated with the synthetic peptide and then with 219780(Anti-FOXB2 Antibody) at dilution 1/5.



The image on the left is immunohistochemistry of paraffin-embedded Human lung cancer tissue using 219780(Anti-FOXB2 Antibody) at a dilution of 1/5.



In comparison with the IHC on the left, the same paraffin-embedded Human lung cancer tissue is first treated with synthetic peptide and then with D260346(Anti-FOXB2 Antibody) at dilution 1/5.



Product Description

Pioneering GTPase and Oncogene Product Development since 2010
