

FMNL1 RABBIT PAB

货号: S211211

产品全名: FMNL1 兔多抗

基因符号: FMNL; FHOD4; KW-13; C17orf1; C17orf1B

UNIPROT ID: O95466 (Gene Accession - BC021906)

背景: This gene encodes a formin-related protein. Formin-related proteins have been implicated in morphogenesis, cytokinesis, and cell polarity. An alternative splice variant has been described but its full length sequence has not been determined.

抗原: Fusion protein of human FMNL1

经过测试的应用: ELISA, WB, IHC

推荐稀释比: IHC: 20-100;WB: 500-2000;ELISA: 2000-5000

种属反应性: Rabbit

克隆性: Rabbit Polyclonal

亚型: Immunogen-specific rabbit IgG

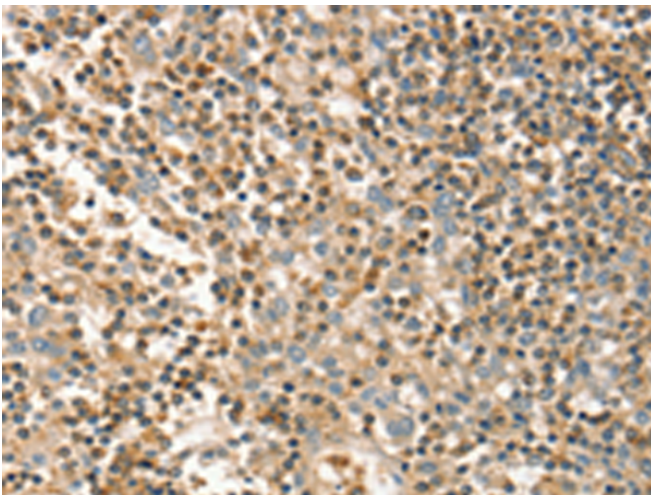
纯化: Antigen affinity purification

种属反应性: Human, Mouse

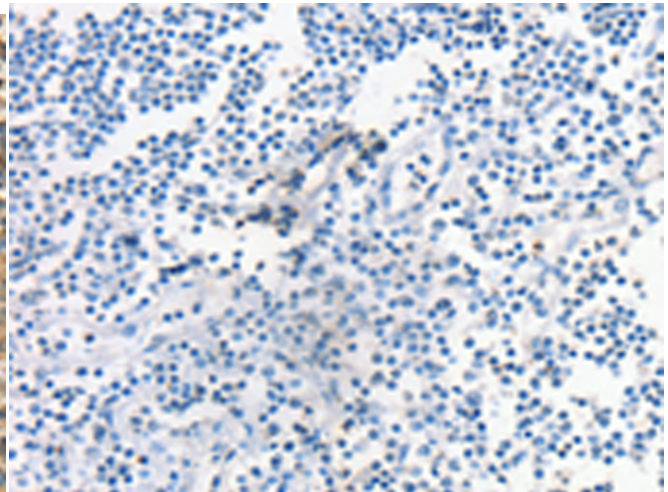
成分: PBS (without Mg²⁺ and Ca²⁺), pH 7.4, 150 mM NaCl, 0.05% Sodium Azide and 40% glycerol

研究领域: Cancer, Immunology

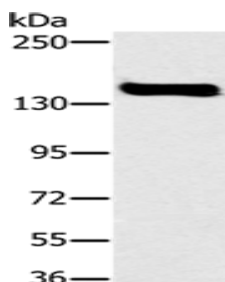
储存和运输: Store at -20°C. Avoid repeated freezing and thawing



Immunohistochemistry analysis of paraffin embedded Human tonsil tissue using 211211(FMNL1 Antibody) at a dilution of 1/20(Cytoplasm).



In comparison with the IHC on the left, the same paraffin-embedded Human tonsil tissue is first treated with the fusion protein and then with 211211(Anti-FMNL1 Antibody) at dilution 1/20.



Gel: 6%SDS-PAGE, Lysate: 40 µg;

Lane: A172 cells;

Primary antibody: 211211(FMNL1 Antibody) at dilution 1/300;

Secondary antibody: Goat anti rabbit IgG at 1/8000 dilution;

Exposure time: 40 seconds