

FH RABBIT MAB

货号: N262218

产品全名: FH 兔单克隆抗体

基因符号 Fumarate hydratase; mitochondrial; Fumarase

UNIPROT ID: P07954

背景: Also acts as a tumor suppressor. Miscellaneous There are 2 substrate-binding sites: the catalytic A site, and the non-catalytic B site that may play a role in the transfer of substrate or product between the active site and the solvent. Alternatively, the B site may bind allosteric effectors .

抗原: A synthetic peptide of human FH

经过测试的应用: WB, ICC/IF

推荐稀释比: WB: 1/500-1/1000 IF: 1/50-1/200

种属反应性: Rabbit

克隆性: Rabbit Monoclonal

克隆编号: R08-3F2

分子量: Calculated MW: 55 kDa; Observed MW: 49 kDa

亚型: IgG

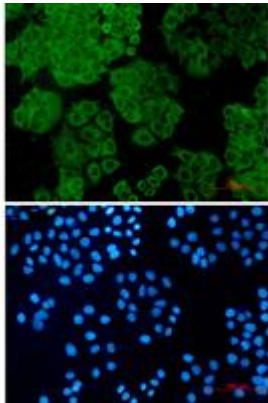
纯化: Affinity Purified

种属反应性: Human, Mouse and Rat, Hamster


成分: PBS (without Mg²⁺ and Ca²⁺), pH 7.3 containing 50% glycerol, 0.5% BSA and 0.02% sodium azide

研究领域: Signal Transduction

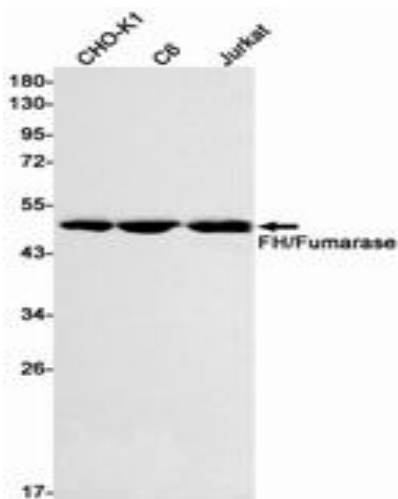
储存和运输: Store at -20°C. Avoid repeated freezing and thawing



Immunocytochemistry analysis of FH (green) in hela using FH antibody, and DAPI (blue)



Western blot analysis of FH/Fumarase in mouse heart lysates using FH antibody.



Western blot analysis of FH/Fumarase in CHO-K1, C6, Jurkat lysates using FH/Fumarase antibody.