

FGF2 RABBIT PAB

货号: N225073

产品全名: FGF2 兔多抗

基因符号 FGF2; FGFB; Fibroblast growth factor 2; FGF-2; Basic fibroblast growth factor; bFGF; Heparin-binding growth factor 2; HBGF-2

UNIPROT ID: P09038

背景: Plays an important role in the regulation of cell survival, cell division, angiogenesis, cell differentiation and cell migration. Functions as potent mitogen in vitro. Can induce angiogenesis.

抗原: The antiserum was produced against synthesized peptide derived from the Internal region of human FGF2. AA range:151-200

经过测试的应用: WB,IHC-P,ELISA

推荐稀释比: WB: 1/500-1/1000 IHC: 1/50-1/100 ELISA: 1/10000

种属反应性: Rabbit

克隆性: Rabbit Polyclonal

分子量: Calculated MW: 31 kDa; Observed MW: 31 kDa

亚型: IgG

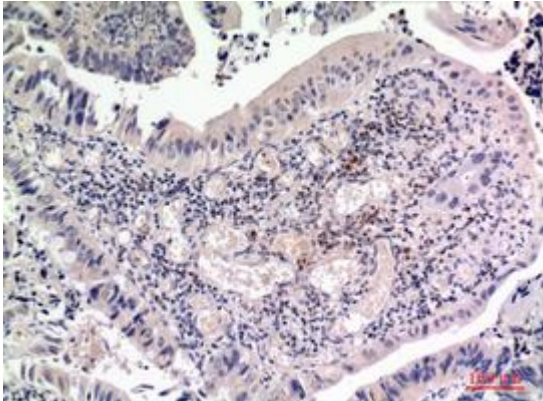
纯化: Affinity Purified

种属反应性: Human, Mouse and Rat

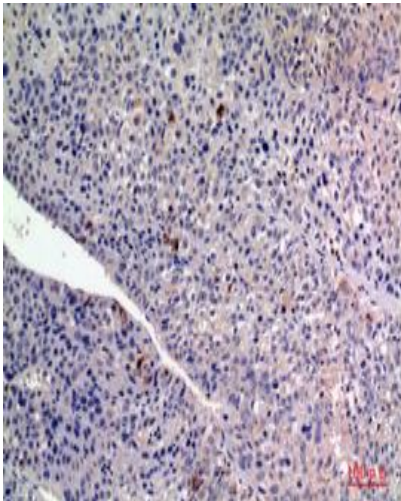
成分: PBS (without Mg²⁺ and Ca²⁺), pH 7.3 containing 50% glycerol, 0.5% BSA and 0.02% sodium azide

研究领域: Cardiovascular

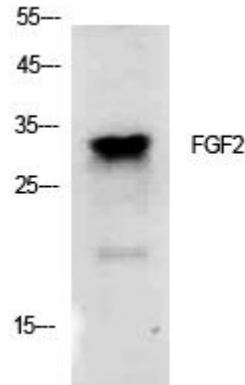
储存和运输: Store at -20°C. Avoid repeated freezing and thawing



Immunohistochemistry analysis of paraffin-embedded Human coloncancer using FGF2 antibody. High-pressure and temperature Sodium Citrate pH 6.0 was used for antigen retrieval.



Immunohistochemistry analysis of paraffin-embedded Human livercancer using FGF2 antibody. High-pressure and temperature Sodium Citrate pH 6.0 was used for antigen retrieval.



Western blot analysis of FGF2 in K562 lysates using FGF2 antibody.