

## FAM98B RABBIT MAB

货号: N262208

产品全名: FAM98B 兔单克隆抗体

基因符号 Protein FAM98B

**UNIPROT ID:** Q52LJ0

背景: Positively stimulates PRMT1-induced protein arginine dimethylated arginine methylation (PubMed:28040436). Promotes colorectal cancer cell malignancy (PubMed:28040436).

抗原: Recombinant protein of human FAM98B

经过测试的应用: WB,IHC-F,IHC-P,ICC/IF

推荐稀释比: WB: 1/500-1/1000 IHC: 1/50-1/100 IF: 1/50-1/200

种属反应性: Rabbit

克隆性: Rabbit Monoclonal

克隆编号: R02-4A5

分子量: Calculated MW: 46 kDa; Observed MW: 37 kDa

亚型: IgG

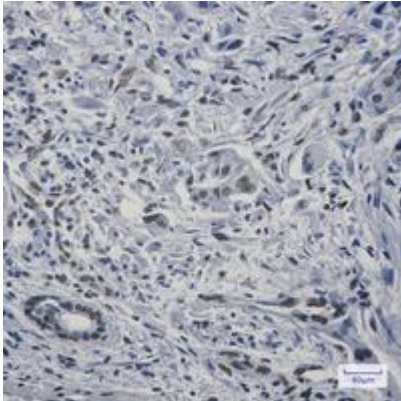
纯化: Affinity Purified

种属反应性: Human

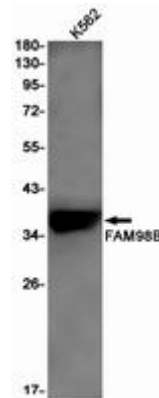
成分: PBS (without Mg<sup>2+</sup> and Ca<sup>2+</sup>), pH 7.3 containing 50% glycerol, 0.5% BSA and 0.02% sodium azide

研究领域: Cell Biology

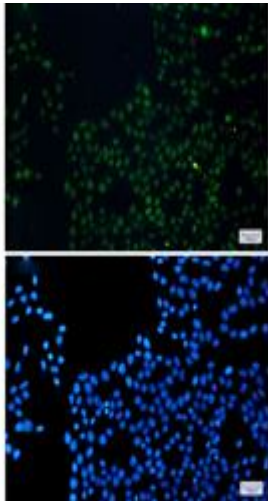
储存和运输: Store at -20°C. Avoid repeated freezing and thawing



Immunohistochemistry analysis of paraffin-embedded Human lung cancer using FAM98B antibody. High-pressure and temperature Sodium Citrate pH 6.0 was used for antigen retrieval.



Western blot analysis of FAM98B in K562 lysates using FAM98B antibody.



Immunocytochemistry analysis of FAM98B (green) in HeLa using FAM98B antibody, and DAPI (blue)