

## FAM98A RABBIT PAB

货号: S215780

产品全名: FAM98A 兔多抗

基因符号

**UNIPROT ID:** Q8NCA5 (Gene Accession - NP\_056290)

背景: FAM98A belongs to the FAM98 family. The function of FAM98A remains unknown.

抗原: Synthetic peptide of human FAM98A

经过测试的应用: ELISA, WB, IHC

推荐稀释比: IHC: 30-150;WB: 200-1000;ELISA: 5000-10000

种属反应性: Rabbit

克隆性: Rabbit Polyclonal

亚型: Immunogen-specific rabbit IgG

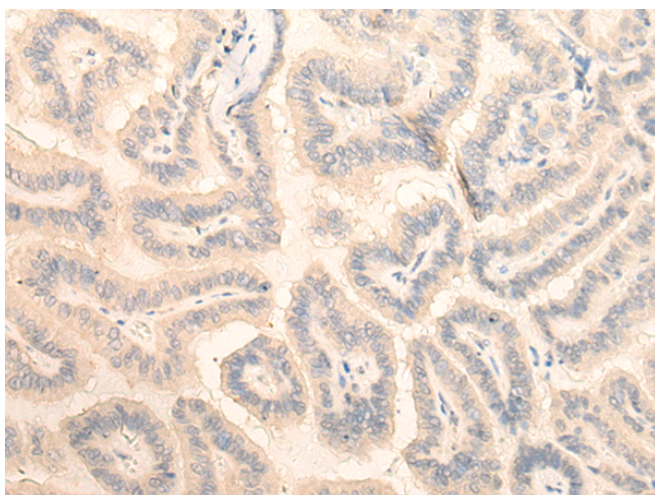
纯化: Antigen affinity purification

种属反应性: Human, Mouse, Rat

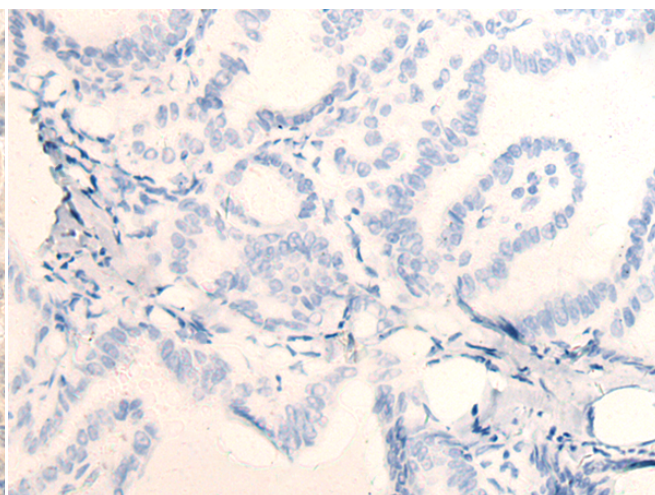
成分: PBS (without Mg<sup>2+</sup> and Ca<sup>2+</sup>), pH 7.4, 150 mM NaCl, 0.05% Sodium Azide and 40% glycerol

研究领域: Cell Biology

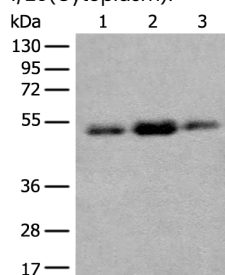
储存和运输: Store at -20°C. Avoid repeated freezing and thawing



Immunohistochemistry analysis of paraffin embedded Human thyroid cancer tissue using 215780(FAM98A Antibody) at a dilution of 1/20(Cytoplasm).



In comparison with the IHC on the left, the same paraffin-embedded Human thyroid cancer tissue is first treated with the synthetic peptide and then with 215780(Anti-FAM98A Antibody) at dilution 1/20.



Gel: 8%SDS-PAGE, Lysate: 40 µg;

Lane 1-3: Human breast cancer tissue, Human liver cancer tissue and Human lung adenocarcinoma tissue lysates;

Primary antibody: 215780(FAM98A Antibody) at dilution 1/300;

Secondary antibody: Goat anti rabbit IgG at 1/8000 dilution;

Exposure time: 10 minutes