

FAM3B RABBIT PAB

货号: S217424

产品全名: FAM3B 兔多抗

基因符号 2-21; ORF9; PANDER; PRED44; C21orf11; C21orf76

UNIPROT ID: P58499 (Gene Accession - BC057829)

背景: FAM3B (family with sequence similarity 3, member B), also known as ORF9, C21orf11 or PANDER, is a 235 amino acid secreted protein that localizes to discrete vesicular and perinuclear structures. Expressed at high levels in pancreas and at lower levels in kidney, colon, testis, prostate and small intestine, FAM3B functions as an islet-specific cytokine that promotes apoptosis and may inhibit Insulin secretion from beta-cells, possibly playing a role in overall pancreatic activity. Human FAM3B shares 78% sequence identity with its mouse counterpart, suggesting a conserved role between species. Three isoforms of FAM3B, designated A, B and C, exist due to alternative splicing events. The gene encoding FAM3B maps to human chromosome 21, which houses approximately 300 genes and comprises nearly 1.5% of the human genome.

抗原: Fusion protein of human FAM3B

经过测试的应用: ELISA, IHC

推荐稀释比: IHC: 50-200; ELISA: 2000-5000

种属反应性: Rabbit

克隆性: Rabbit Polyclonal

亚型: Immunogen-specific rabbit IgG

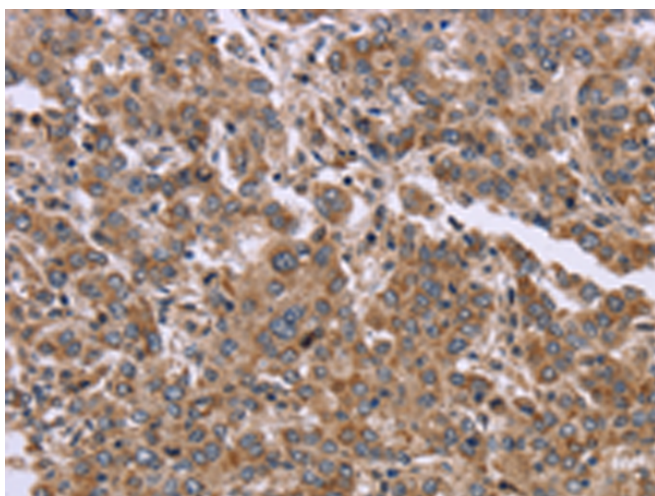
纯化: Antigen affinity purification

种属反应性: Human, Mouse

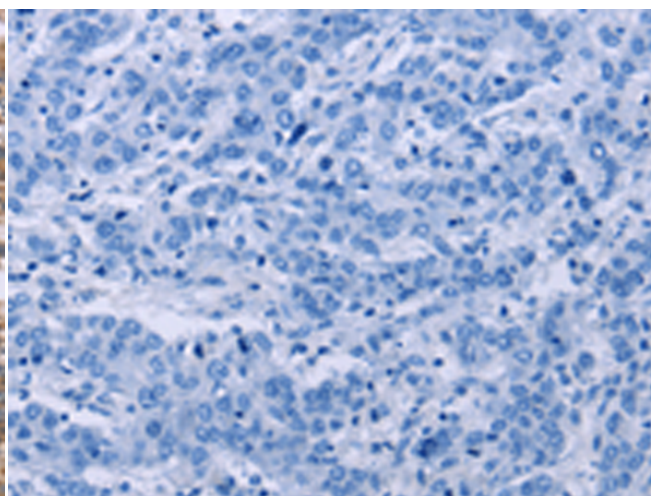
成分: PBS (without Mg²⁺ and Ca²⁺), pH 7.4, 150 mM NaCl, 0.05% Sodium Azide and 40% glycerol

研究领域: Metabolism, Immunology

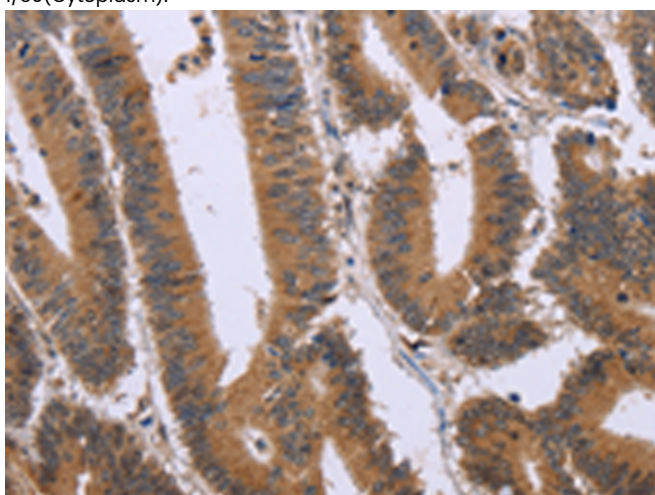
储存和运输: Store at -20°C. Avoid repeated freezing and thawing



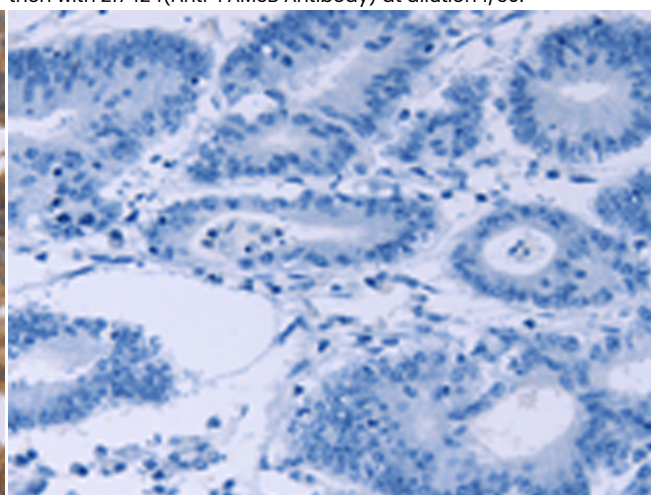
Immunohistochemistry analysis of paraffin embedded Human liver cancer tissue using 217424(FAM3B Antibody) at a dilution of 1/30(Cytoplasm).



In comparison with the IHC on the left, the same paraffin-embedded Human liver cancer tissue is first treated with the fusion protein and then with 217424(Anti-FAM3B Antibody) at dilution 1/30.



The image on the left is immunohistochemistry of paraffin-embedded Human colon cancer tissue using 217424(Anti-FAM3B Antibody) at a dilution of 1/30.



In comparison with the IHC on the left, the same paraffin-embedded Human colon cancer tissue is first treated with fusion protein and then with D222340(Anti-FAM3B Antibody) at dilution 1/30.



Product Description

Pioneering GTPase and Oncogene Product Development since 2010
