

F3 RABBIT PAB

货号: S221027

产品全名: F3 兔多抗

基因符号 TF; TFA; CD142

UNIPROT ID: P13726 (Gene Accession - NP_001984)

背景: This gene encodes coagulation factor III which is a cell surface glycoprotein. This factor enables cells to initiate the blood coagulation cascades, and it functions as the high-affinity receptor for the coagulation factor VII. The resulting complex provides a catalytic event that is responsible for initiation of the coagulation protease cascades by specific limited proteolysis. Unlike the other cofactors of these protease cascades, which circulate as nonfunctional precursors, this factor is a potent initiator that is fully functional when expressed on cell surfaces. There are 3 distinct domains of this factor: extracellular, transmembrane, and cytoplasmic. This protein is the only one in the coagulation pathway for which a congenital deficiency has not been described. Alternate splicing results in multiple transcript variants.

抗原: Synthetic peptide of human F3

经过测试的应用: ELISA, IHC

推荐稀释比: IHC: 40-250; ELISA: 5000-10000

种属反应性: Rabbit

克隆性: Rabbit Polyclonal

亚型: Immunogen-specific rabbit IgG

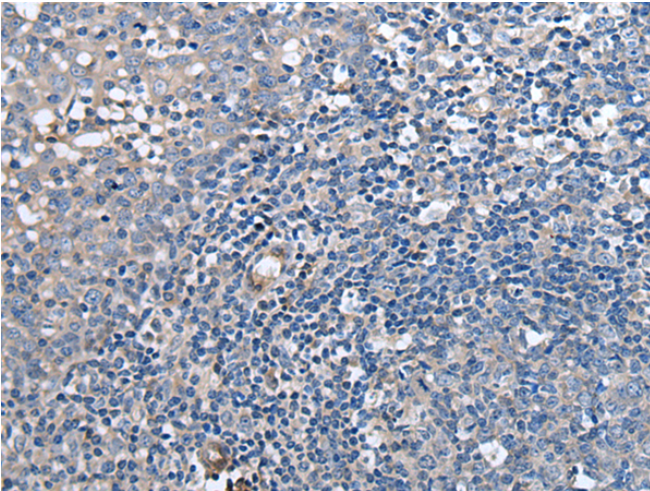
纯化: Antigen affinity purification

种属反应性: Human

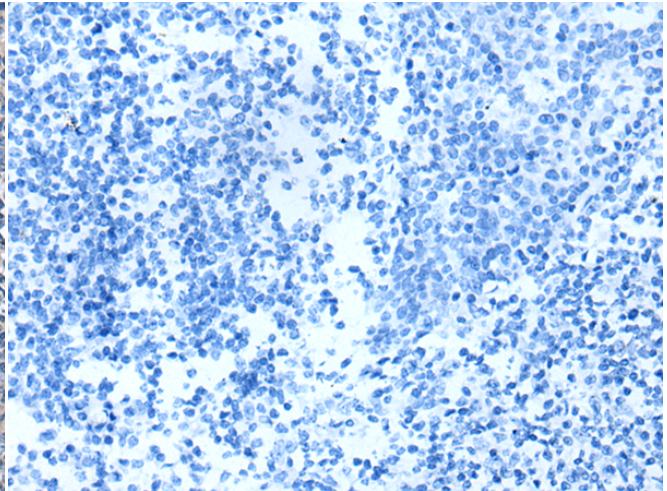
成分: PBS (without Mg²⁺ and Ca²⁺), pH 7.4, 150 mM NaCl, 0.05% Sodium Azide and 40% glycerol

研究领域: Cardiovascular

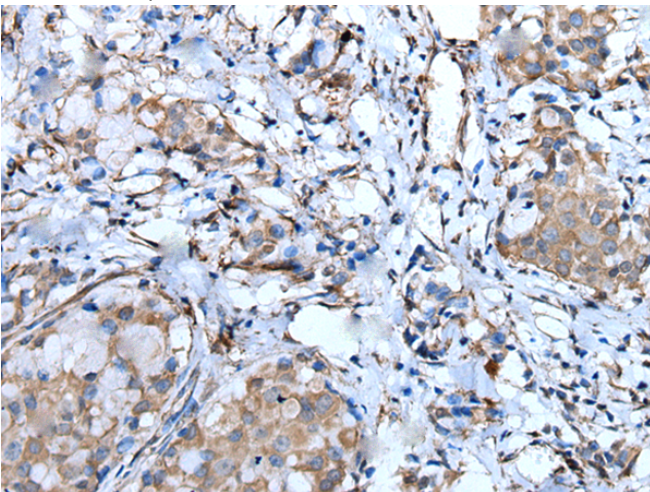
储存和运输: Store at -20°C. Avoid repeated freezing and thawing



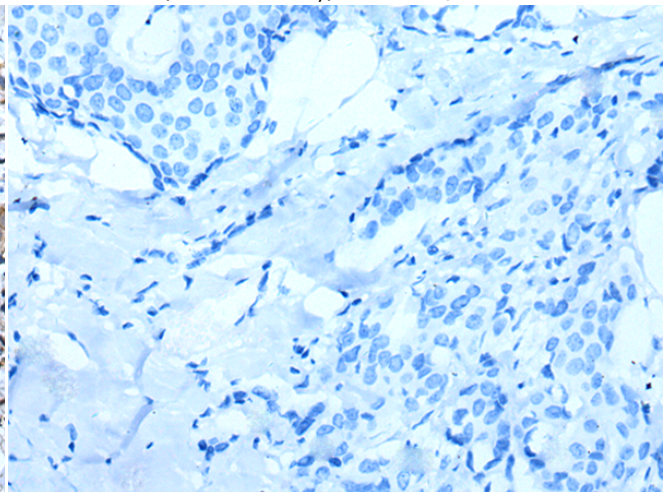
Immunohistochemistry analysis of paraffin embedded Human tonsil tissue using 221027(F3 Antibody) at a dilution of 1/60(Cytoplasm and Cell membrane).



In comparison with the IHC on the left, the same paraffin-embedded Human tonsil tissue is first treated with the synthetic peptide and then with 221027(Anti-F3 Antibody) at dilution 1/60.



The image on the left is immunohistochemistry of paraffin-embedded Human breast cancer tissue using 221027(Anti-F3 Antibody) at a dilution of 1/60.



In comparison with the IHC on the left, the same paraffin-embedded Human breast cancer tissue is first treated with synthetic peptide and then with 221027(Anti-F3 Antibody) at dilution 1/60.



Product Description

Pioneering GTPase and Oncogene Product Development since 2010
