

## EIF5A RABBIT MAB

货号: N261771

产品全名: eIF5A 兔单克隆抗体

基因符号 EIF-5A; EIF5A1; eIF5A1; Eukaryotic initiation factor 5A

**UNIPROT ID:** P63241

**背景:** mRNA-binding protein involved in translation elongation. Has an important function at the level of mRNA turnover, probably acting downstream of decapping. Involved in actin dynamics and cell cycle progression, mRNA decay and probably in a pathway involved in stress response and maintenance of cell wall integrity. With syntenin SDCBP, functions as a regulator of p53/TP53 and p53/TP53-dependent apoptosis. Regulates also TNF-alpha-mediated apoptosis.

**抗原:** A synthetic peptide of human eIF5A

**经过测试的应用:** WB,IHC-P,IP

**推荐稀释比:** WB: 1/500-1/1000 IHC: 1/50-1/100 IP: 1/20

**种属反应性:** Rabbit

**克隆性:** Rabbit Monoclonal

**克隆编号:** R09-3F9

**分子量:** Calculated MW: 17 kDa; Observed MW: 17 kDa

**亚型:** IgG

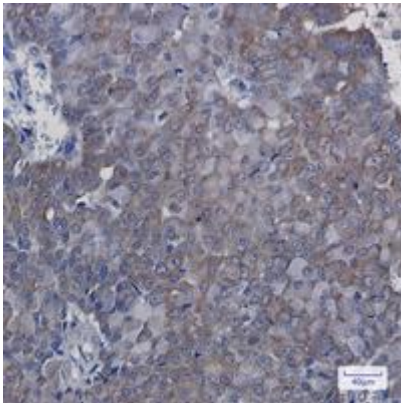
**纯化:** Affinity Purified

**种属反应性:** Human, Mouse and Rat


**成分:** PBS (without Mg<sup>2+</sup> and Ca<sup>2+</sup>), pH 7.3 containing 50% glycerol, 0.5% BSA and 0.02% sodium azide


**研究领域:** Epigenetics and Nuclear Signaling

**储存和运输:** Store at -20°C. Avoid repeated freezing and thawing



Immunohistochemistry analysis of paraffin-embedded Human breast cancer using eIF5A antibody. High-pressure and temperature Sodium Citrate pH 6.0 was used for antigen retrieval.

 Western blot analysis of eIF5A in Jurkat lysates using eIF5A antibody.



Western blot analysis of eIF5A in Jurkat, THP-1, C6, 3T3, HeLa lysates using eIF5A antibody.