

EIF1AY RABBIT PAB

货号: S212907

产品全名: EIF1AY 兔多抗

基因符号 eIF-4C

UNIPROT ID: O14602 (Gene Accession - BC005248)

背景: This gene is located on the non-recombining region of the Y chromosome. It encodes a protein related to eukaryotic translation initiation factor 1A (EIF1A), which may function in stabilizing the binding of the initiator Met-tRNA to 40S ribosomal subunits. Alternative splicing results in multiple transcript variants.

抗原: Fusion protein of human EIF1AY

经过测试的应用: ELISA, IHC

推荐稀释比: IHC: 50-200; ELISA: 5000-10000

种属反应性: Rabbit

克隆性: Rabbit Polyclonal

亚型: Immunogen-specific rabbit IgG

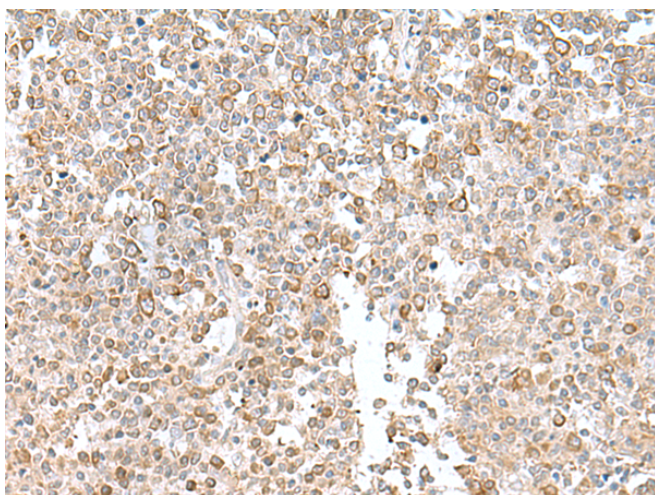
纯化: Antigen affinity purification

种属反应性: Human

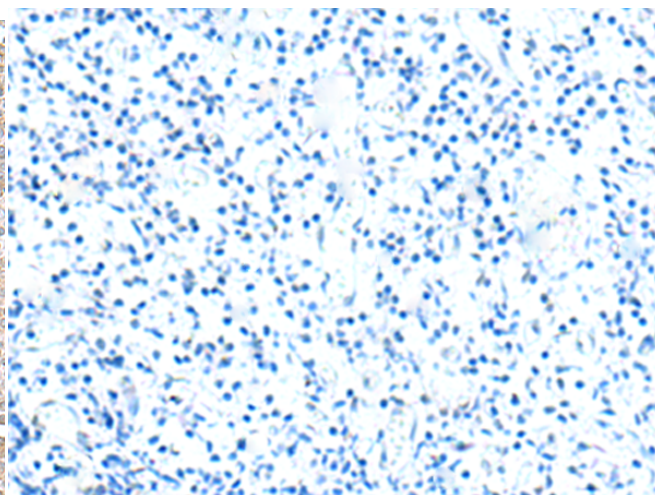
成分: PBS (without Mg²⁺ and Ca²⁺), pH 7.4, 150 mM NaCl, 0.05% Sodium Azide and 40% glycerol

研究领域: Epigenetics and Nuclear Signaling

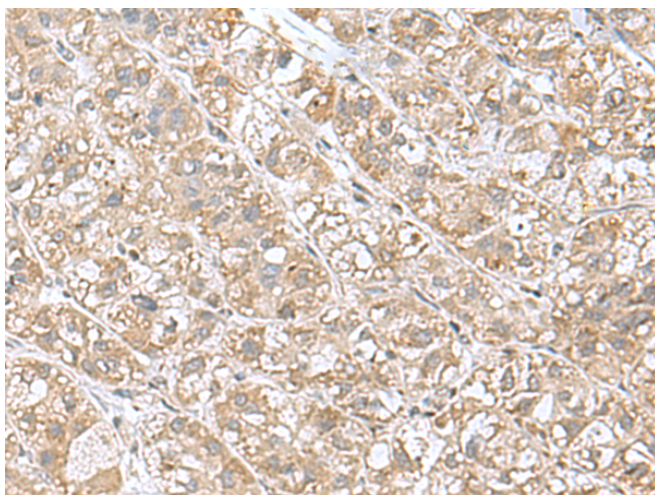
储存和运输: Store at -20°C. Avoid repeated freezing and thawing



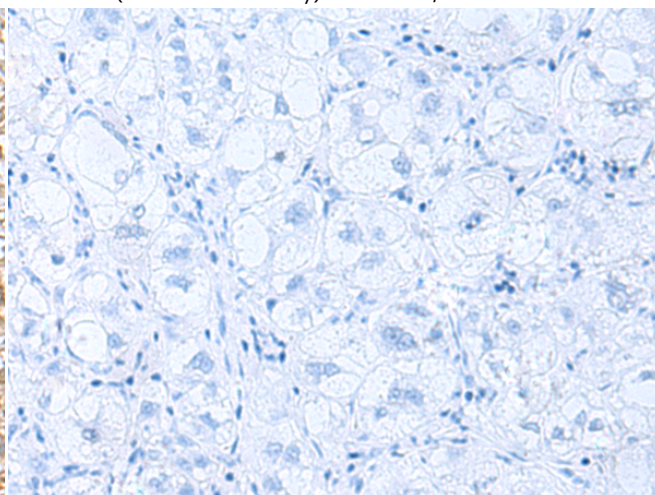
Immunohistochemistry analysis of paraffin embedded Human tonsil tissue using 212907(EIF1AY Antibody) at a dilution of 1/55(Cytoplasm).



In comparison with the IHC on the left, the same paraffin-embedded Human tonsil tissue is first treated with the fusion protein and then with 212907(Anti-EIF1AY Antibody) at dilution 1/55.



The image on the left is immunohistochemistry of paraffin-embedded Human liver cancer tissue using 212907(Anti-EIF1AY Antibody) at a dilution of 1/55.



In comparison with the IHC on the left, the same paraffin-embedded Human liver cancer tissue is first treated with fusion protein and then with D126057(Anti-EIF1AY Antibody) at dilution 1/55.



Product Description

Pioneering GTPase and Oncogene Product Development since 2010
