

EGFR (5E9) MOUSE MAB

货号: N261247

产品全名: EGFR (5E9) 小鼠单抗

基因符号 EGFR; ERBB; ERBB1; HER1; Epidermal growth factor receptor; Proto-oncogene c-ErbB-1; Receptor tyrosine-protein kinase erbB-1

UNIPROT ID: P00533

背景: EGFR is a receptor tyrosine kinase. Receptor for epidermal growth factor (EGF) and related growth factors including TGF- α , amphiregulin, betacellulin, heparin-binding EGF-like growth factor, GP30 and vaccinia virus growth factor. Is involved in the control of cell growth and differentiation. . A single-pass transmembrane tyrosine kinase. Ligand binding to this receptor results in receptor dimerization, autophosphorylation (in trans), activation of various downstream signaling molecules and lysosomal degradation.

抗原: Synthetic Peptide of EGFR

经过测试的应用: WB,IP

推荐稀释比: WB: 1/500-1/1000 IP: 1/20

种属反应性: Mouse

克隆性: Mouse Monoclonal

克隆编号: 5E9-10B8-8B9

分子量: Calculated MW: 134 kDa; Observed MW: 170 kDa

亚型: IgG1

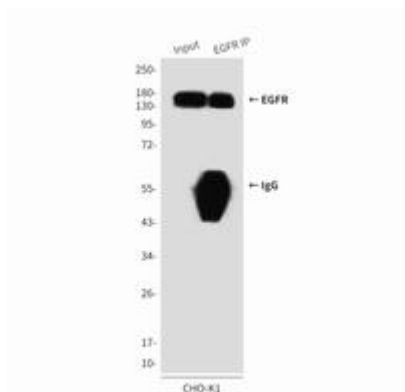
纯化: Affinity Purified

种属反应性: Human


成分: PBS (without Mg²⁺ and Ca²⁺), pH 7.3 containing 50% glycerol, 0.5% BSA and 0.02% sodium azide

研究领域: Signal Transduction

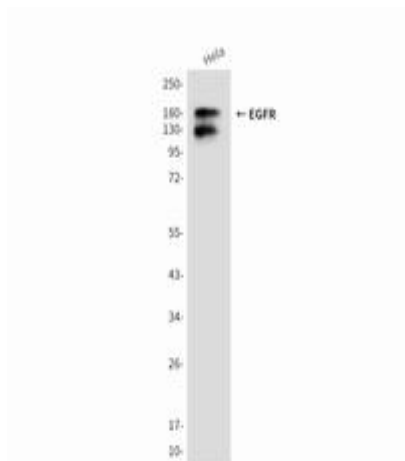
储存和运输: Store at -20°C. Avoid repeated freezing and thawing



Immunoprecipitation analysis of EGFR (5E9) in HeLa lysates using EGFR (5E9) antibody



Western blot analysis of EGFR (5E9) in A431, HeLa lysates using EGFR (5E9) antibody.



Western blot analysis of EGFR (5E9) in EGF Receptor/ErbB1 in HeLa lysates using EGF Receptor/ErbB1 (5E9) antibody.