

DUSP3 RABBIT PAB

货号: N226036

产品全名: DUSP3 兔多抗

基因符号 Dual specificity protein phosphatase VHR; VHR; Vaccinia H1-related phosphatase

UNIPROT ID: P51452

背景: Shows activity both for tyrosine-protein phosphate and serine-protein phosphate, but displays a strong preference toward phosphotyrosines.

抗原: A synthetic peptide of human DUSP3

经过测试的应用: WB,IHC-F,IHC-P,ICC/IF,FC,IP

推荐稀释比: WB: 1/500-1/1000 IHC: 1/50-1/100 IF: 1/50-1/200 IP: 1/20 FC: 1/50-1/100

种属反应性: Rabbit

克隆性: Rabbit Polyclonal

分子量: Calculated MW: 20 kDa; Observed MW: 20 kDa

亚型: IgG

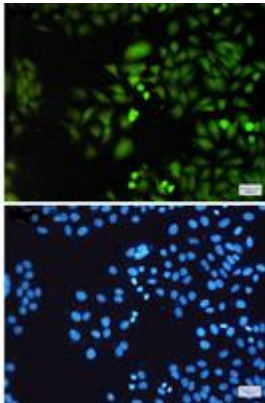
纯化: Affinity Purified

种属反应性: Human, Mouse and Rat

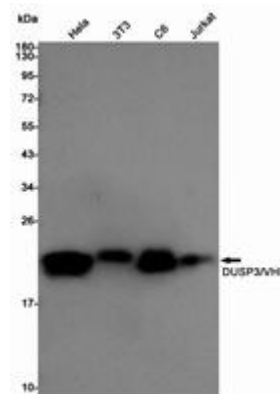
成分: PBS (without Mg²⁺ and Ca²⁺), pH 7.3 containing 50% glycerol, 0.5% BSA and 0.02% sodium azide

研究领域: Signal Transduction

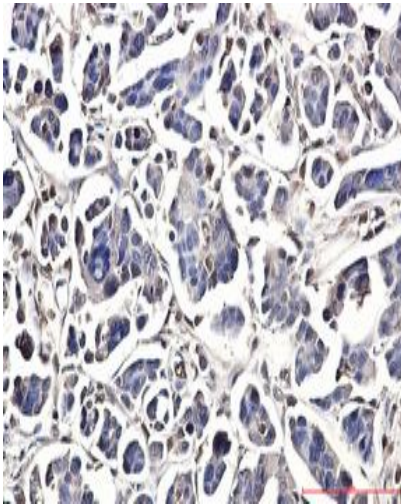
储存和运输: Store at -20°C. Avoid repeated freezing and thawing



Immunocytochemistry analysis of DUSP3 (green) in Hela using DUSP3 antibody, and DAPI (blue)



Western blot analysis of DUSP3/VHR in Hela, 3T3, C6, Jurkat lysates using DUSP3 antibody.



Immunohistochemistry analysis of paraffin-embedded Human Cholangiocarcinoma using DUSP3 antibody. High-pressure and temperature Sodium Citrate pH 6.0 was used for antigen retrieval.