

## DTYMK RABBIT PAB

货号: S212535

产品全名: DTYMK 兔多抗

基因符号: CDC8; TMPK; TYMK; PP3731

**UNIPROT ID:** P23919 (Gene Accession - BC001827)

**背景:** DTYMK (deoxythymidylate kinase (thymidylate kinase)), also known as CDC8, TMPK, TYMK or dTMP kinase, is a 212 amino acid protein that belongs to the thymidylate kinase family and is involved in pyrimidine metabolism. Specifically, DTYMK catalyzes the ATP-dependent conversion of dTMP (deoxythymidine monophosphate) to dTDP (deoxythymidine diphosphate), which then functions as one of the four nucleotides in DNA. Via its role in the catalytic creation of dTDP, DTYMK plays an important role in the pathway of DNA synthesis and is thought to be involved in cell cycle progression and cell growth. DTYMK expression levels peak during the S phase (synthesis phase) of the cell cycle, further supporting the role of DTYMK in DNA synthesis.

**抗原:** Fusion protein of human DTYMK

**经过测试的应用:** ELISA, WB, IHC

**推荐稀释比:** IHC: 50-300;WB: 500-2000;ELISA: 5000-10000

**种属反应性:** Rabbit

**克隆性:** Rabbit Polyclonal

**亚型:** Immunogen-specific rabbit IgG

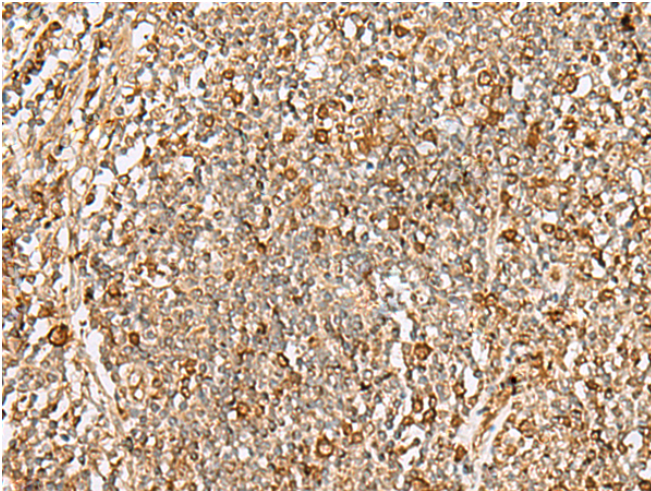
**纯化:** Antigen affinity purification

**种属反应性:** Human, Mouse

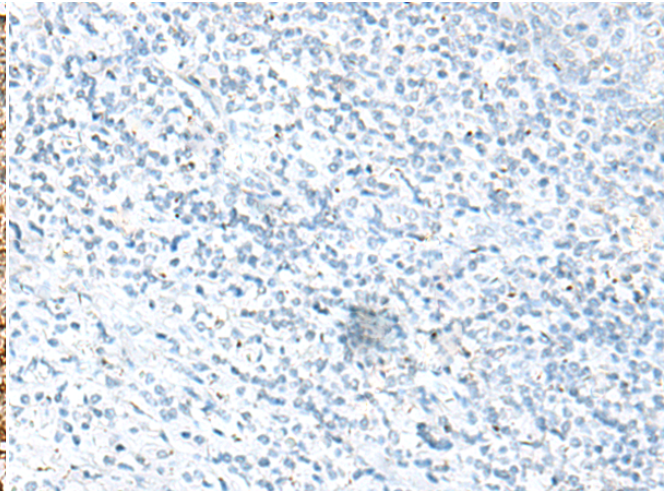
**成分:** PBS (without Mg<sup>2+</sup> and Ca<sup>2+</sup>), pH 7.4, 150 mM NaCl, 0.05% Sodium Azide and 40% glycerol

**研究领域:** Epigenetics and Nuclear Signaling

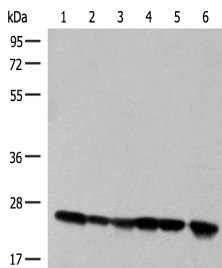
**储存和运输:** Store at -20°C. Avoid repeated freezing and thawing



Immunohistochemistry analysis of paraffin embedded Human tonsil tissue using 212535(DTYMK Antibody) at a dilution of 1/70(Cytoplasm).



In comparison with the IHC on the left, the same paraffin-embedded Human tonsil tissue is first treated with the fusion protein and then with 212535(Anti-DTYMK Antibody) at dilution 1/70.



Gel: 8%SDS-PAGE, Lysate: 40 µg;

Lane 1-6: Raji, K562, HeLa, HepG2, 293T cell and Human fetal liver tissue lysates;

Primary antibody: 212535(DTYMK Antibody) at dilution 1/550;

Secondary antibody: Goat anti rabbit IgG at 1/8000 dilution;

Exposure time: 5 seconds



# Product Description

Pioneering GTPase and Oncogene Product Development since 2010

---