

DNAJC2 RABBIT PAB

货号: S221771

产品全名: DNAJC2 兔多抗

基因符号 ZRF1; ZUO1; MPP1I; MPHOSPH1I

UNIPROT ID: Q99543 (Gene Accession - NP_055192)

背景: This gene is a member of the M-phase phosphoprotein (MPP) family. The gene encodes a phosphoprotein with a J domain and a Myb DNA-binding domain which localizes to both the nucleus and the cytosol. The protein is capable of forming a heterodimeric complex that associates with ribosomes, acting as a molecular chaperone for nascent polypeptide chains as they exit the ribosome. This protein was identified as a leukemia-associated antigen and expression of the gene is upregulated in leukemic blasts. Also, chromosomal aberrations involving this gene are associated with primary head and neck squamous cell tumors. This gene has a pseudogene on chromosome 6. Alternatively spliced variants which encode different protein isoforms have been described.

抗原: Synthetic peptide of human DNAJC2

经过测试的应用: ELISA, IHC

推荐稀释比: IHC: 25-100; ELISA: 5000-10000

种属反应性: Rabbit

克隆性: Rabbit Polyclonal

亚型: Immunogen-specific rabbit IgG

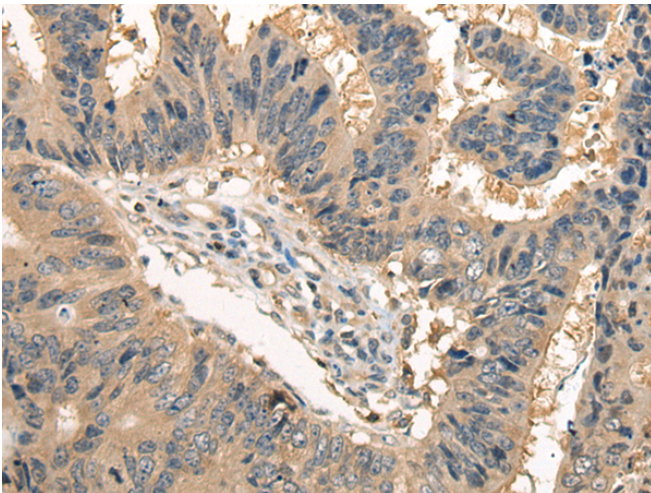
纯化: Antigen affinity purification

种属反应性: Human, Mouse, Rat

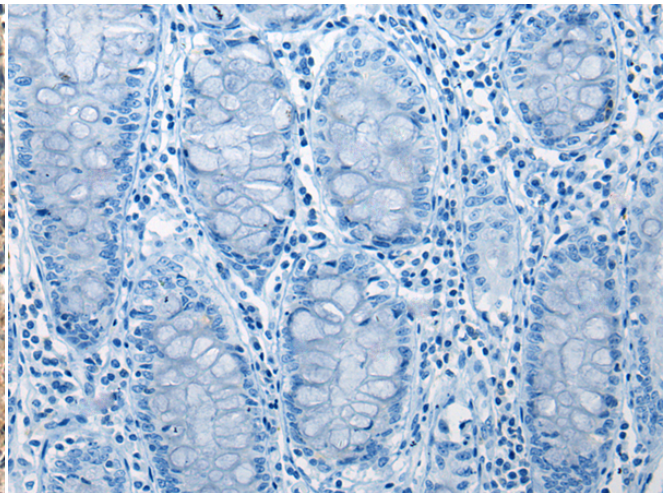
成分: PBS (without Mg²⁺ and Ca²⁺), pH 7.4, 150 mM NaCl, 0.05% Sodium Azide and 40% glycerol

研究领域: Signal Transduction, Cancer

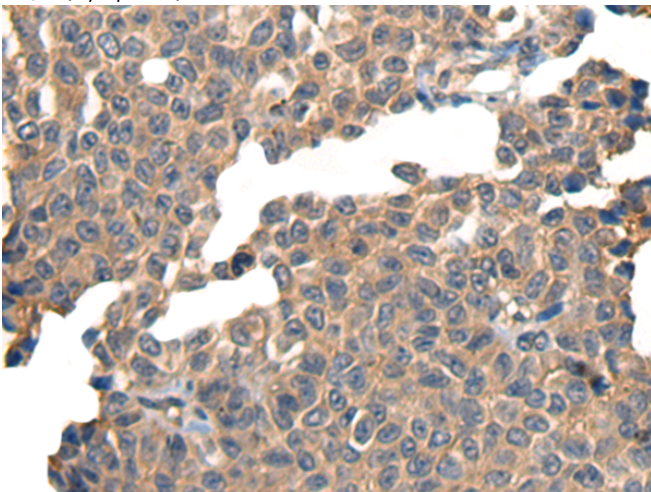
储存和运输: Store at -20°C. Avoid repeated freezing and thawing



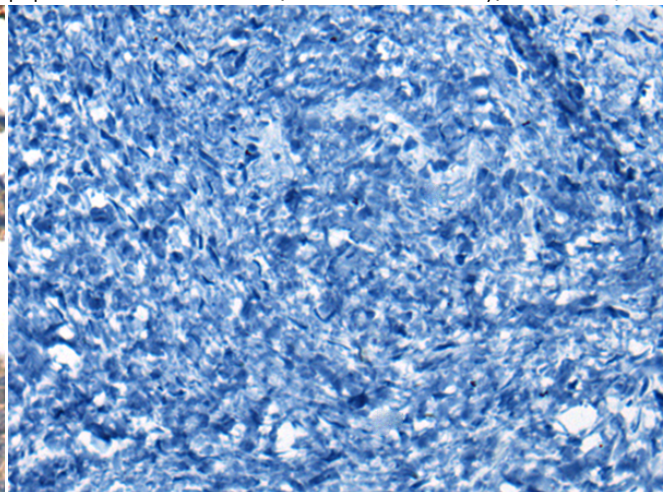
Immunohistochemistry analysis of paraffin embedded Human colorectal cancer tissue using 221771(DNAJC2 Antibody) at a dilution of 1/35(Cytoplasm).



In comparison with the IHC on the left, the same paraffin-embedded Human colorectal cancer tissue is first treated with the synthetic peptide and then with 221771(Anti-DNAJC2 Antibody) at dilution 1/35.



The image on the left is immunohistochemistry of paraffin-embedded Human ovarian cancer tissue using 221771(Anti-DNAJC2 Antibody) at a dilution of 1/35.



In comparison with the IHC on the left, the same paraffin-embedded Human ovarian cancer tissue is first treated with synthetic peptide and then with D263510(Anti-DNAJC2 Antibody) at dilution 1/35.



Product Description

Pioneering GTPase and Oncogene Product Development since 2010
