

DDX54 RABBIT PAB

货号: S218596

产品全名: DDX54 兔多抗

基因符号 DP97

UNIPROT ID: Q8TDD1 (Gene Accession - BC001132)

背景: This gene encodes a member of the DEAD box protein family. DEAD box proteins, characterized by the conserved motif Asp-Glu-Ala-Asp (DEAD), are putative RNA helicases. They are implicated in a number of cellular processes involving alteration of RNA secondary structure such as translation initiation, nuclear and mitochondrial splicing, and ribosome and spliceosome assembly. Based on their distribution patterns, some members of this family are believed to be involved in embryogenesis, spermatogenesis, and cellular growth and division. The nucleolar protein encoded by this gene interacts in a hormone-dependent manner with nuclear receptors, and represses their transcriptional activity. Alternative splice variants that encode different isoforms have been found for this gene.

抗原: Fusion protein of human DDX54

经过测试的应用: ELISA, WB, IHC

推荐稀释比: IHC: Oct-50;WB: 200-1000;ELISA: 5000-10000

种属反应性: Rabbit

克隆性: Rabbit Polyclonal

亚型: Immunogen-specific rabbit IgG

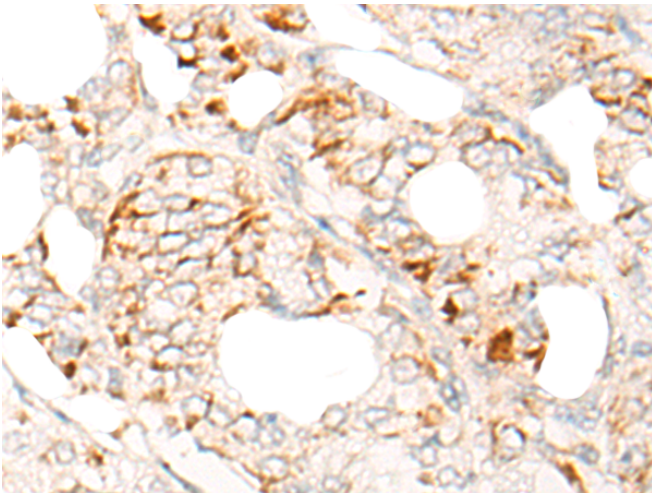
纯化: Antigen affinity purification

种属反应性: Human, Mouse

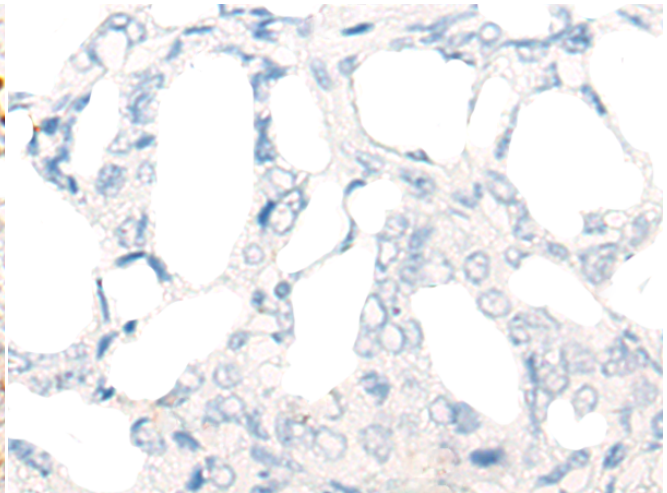
成分: PBS (without Mg²⁺ and Ca²⁺), pH 7.4, 150 mM NaCl, 0.05% Sodium Azide and 40% glycerol

研究领域: Epigenetics and Nuclear Signaling

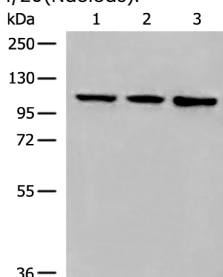
储存和运输: Store at -20°C. Avoid repeated freezing and thawing



Immunohistochemistry analysis of paraffin embedded Human thyroid cancer tissue using 218596 (DDX54 Antibody) at a dilution of 1/20 (Nucleus).



In comparison with the IHC on the left, the same paraffin-embedded Human thyroid cancer tissue is first treated with the fusion protein and then with 218596 (Anti-DDX54 Antibody) at dilution 1/20.



Gel: 8%SDS-PAGE, Lysate: 40 µg;

Lane 1-3: 293T, A549 and HEPG2 cell lysates;

Primary antibody: 218596 (DDX54 Antibody) at dilution 1/200;

Secondary antibody: Goat anti rabbit IgG at 1/8000 dilution;

Exposure time: 1 second