

## DDX24 RABBIT PAB

货号: S218590

产品全名: DDX24 兔多抗

基因符号

**UNIPROT ID:** Q9GZR7 (Gene Accession - BC008847)

**背景:** DEAD box proteins, characterized by the conserved motif Asp-Glu-Ala-Asp (DEAD), are putative RNA helicases. They are implicated in a number of cellular processes involving alteration of RNA secondary structure such as translation initiation, nuclear and mitochondrial splicing, and ribosome and spliceosome assembly. Based on their distribution patterns, some members of this family are believed to be involved in embryogenesis, spermatogenesis, and cellular growth and division. This gene encodes a DEAD box protein, which shows little similarity to any of the other known human DEAD box proteins, but shows a high similarity to mouse Ddx24 at the amino acid level.

**抗原:** Fusion protein of human DDX24

**经过测试的应用:** ELISA, IHC

**推荐稀释比:** IHC: 25-100; ELISA: 5000-10000

**种属反应性:** Rabbit

**克隆性:** Rabbit Polyclonal

**亚型:** Immunogen-specific rabbit IgG

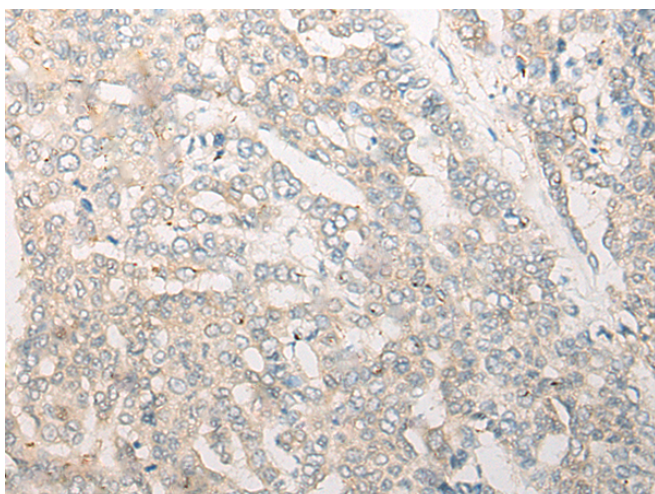
**纯化:** Antigen affinity purification

**种属反应性:** Human, Mouse

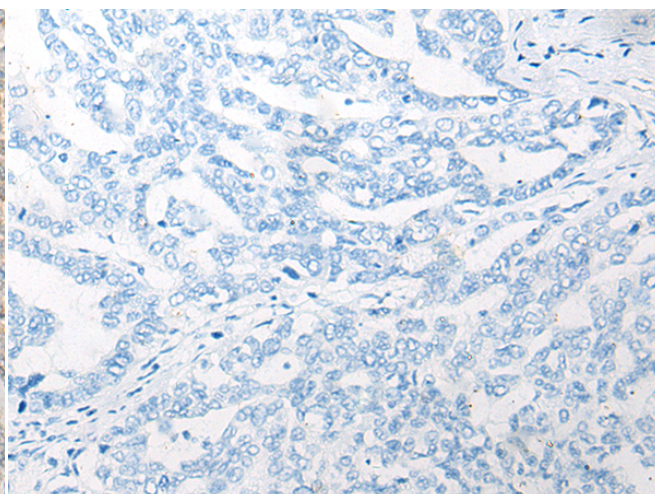
**成分:** PBS (without Mg<sup>2+</sup> and Ca<sup>2+</sup>), pH 7.4, 150 mM NaCl, 0.05% Sodium Azide and 40% glycerol

**研究领域:** Epigenetics and Nuclear Signaling

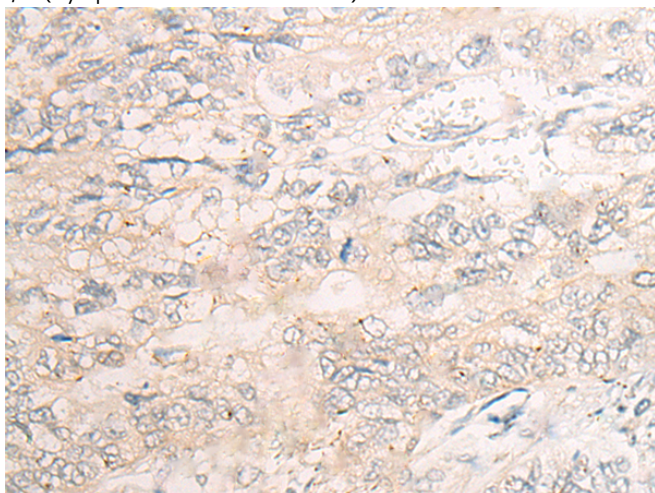
**储存和运输:** Store at -20°C. Avoid repeated freezing and thawing



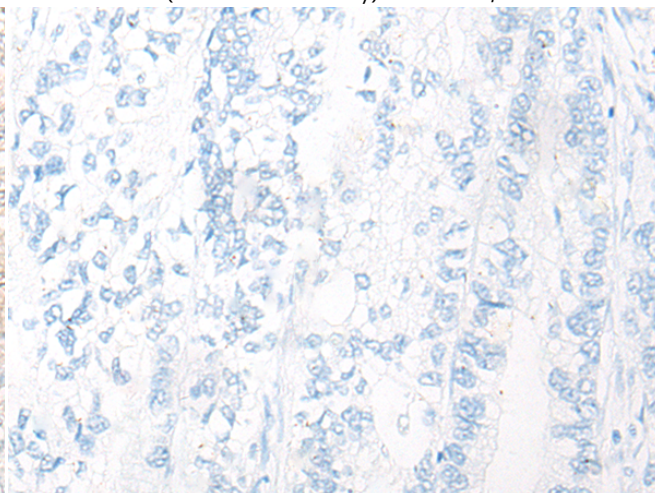
Immunohistochemistry analysis of paraffin embedded Human liver cancer tissue using 218590(DDX24 Antibody) at a dilution of 1/35(Cytoplasm and Cell membrane).



In comparison with the IHC on the left, the same paraffin-embedded Human liver cancer tissue is first treated with the fusion protein and then with 218590(Anti-DDX24 Antibody) at dilution 1/35.



The image on the left is immunohistochemistry of paraffin-embedded Human gastric cancer tissue using 218590(Anti-DDX24 Antibody) at a dilution of 1/35.



In comparison with the IHC on the left, the same paraffin-embedded Human gastric cancer tissue is first treated with fusion protein and then with D224761(Anti-DDX24 Antibody) at dilution 1/35.



# Product Description

Pioneering GTPase and Oncogene Product Development since 2010

---