

CYTOKERATIN 9 RABBIT MAB

货号: N263294

产品全名: Cytokeratin 9 兔单克隆抗体

基因符号 K9; CK-9; EPPK

UNIPROT ID: P35527

背景: May serve an important special function either in the mature palmar and plantar skin tissue or in the morphogenetic program of the formation of these tissues. Plays a role in keratin filament assembly.

抗原: Recombinant protein of human Cytokeratin 9

经过测试的应用: WB,IHC-P,IP

推荐稀释比: WB: 1/500-1/1000 IHC: 1/50-1/100 IP: 1/20

种属反应性: Rabbit

克隆性: Rabbit Monoclonal

克隆编号: R04-6B7

分子量: Calculated MW: 62 kDa; Observed MW: 62 kDa

亚型: IgG

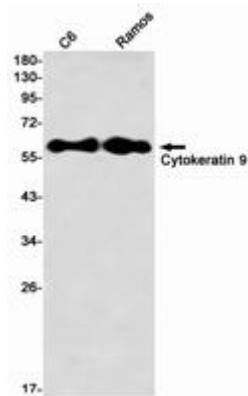
纯化: Affinity Purified

种属反应性: Human, Mouse and Rat

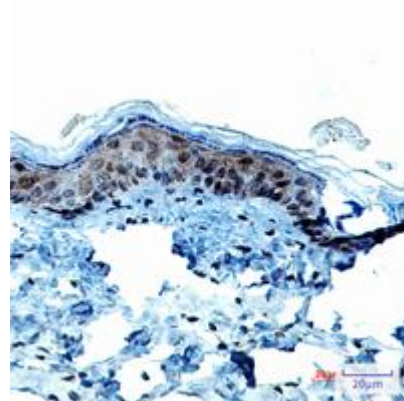
成分: PBS (without Mg²⁺ and Ca²⁺), pH 7.3 containing 50% glycerol, 0.5% BSA and 0.02% sodium azide

研究领域: Cell Biology

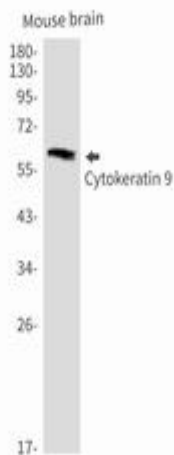
储存和运输: Store at -20°C. Avoid repeated freezing and thawing



Western blot analysis of Cytokeratin 9 in C6, Ramos lysates using Cytokeratin 9 antibody



Immunohistochemistry analysis of paraffin-embedded mouse skin using Cytokeratin 9 antibody. High-pressure and temperature Sodium Citrate pH 6.0 was used for antigen retrieval.



Western blot analysis of Cytokeratin 9 in mouse brain lysates using Cytokeratin 9 antibody.