

CYTOKERATIN 19 RABBIT MAB

货号: N262107

产品全名: Cytokeratin 19 兔单克隆抗体

基因符号 KRT19; Keratin; type I cytoskeletal 19; Cytokeratin-19; CK-19; Keratin-19; K19

UNIPROT ID: P08727

背景: Involved in the organization of myofibers. Together with KRT8, helps to link the contractile apparatus to dystrophin at the costameres of striated muscle.

抗原: A synthetic peptide of human Cytokeratin 19

经过测试的应用: WB,IHC-F,IHC-P,ICC/IF,IP

推荐稀释比: WB: 1/500-1/1000 IHC: 1/50-1/100 IF: 1/50-1/200 IP: 1/20

种属反应性: Rabbit

克隆性: Rabbit Monoclonal

克隆编号: R07-2G5

分子量: Calculated MW: 44 kDa; Observed MW: 41 kDa

亚型: IgG

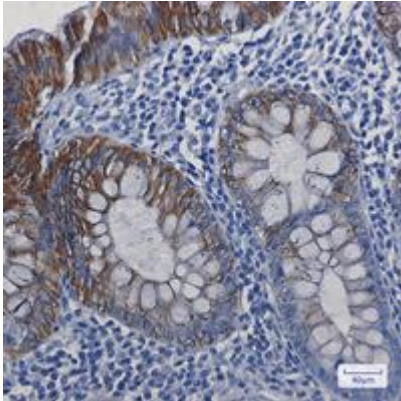
纯化: Affinity Purified

种属反应性: Human,Rat


成分: PBS (without Mg²⁺ and Ca²⁺), pH 7.3 containing 50% glycerol, 0.5% BSA and 0.02% sodium azide

研究领域: Signal Transduction

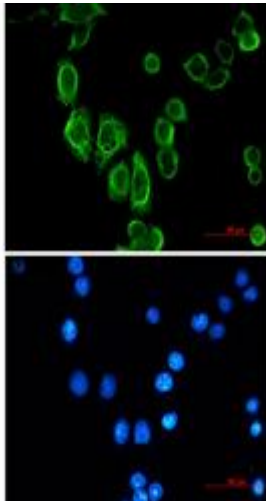
储存和运输: Store at -20°C. Avoid repeated freezing and thawing



Immunohistochemistry analysis of paraffin-embedded Human colon cancer using Cytokeratin 19 antibody. High-pressure and temperature Sodium Citrate pH 6.0 was used for antigen retrieval.



Western blot analysis of Cytokeratin 19 in rat Brain lysates using Cytokeratin 19 antibody.



Immunocytochemistry analysis of Cytokeratin 19 (green) in MCF-7 using Cytokeratin 19 antibody, and DAPI (blue)