

CYTOKERATIN 18 RABBIT PAB

货号: N226070

产品全名: Cytokeratin 18 兔多抗

基因符号 CK18; CYK18; KRT18

UNIPROT ID: P05784

背景: When phosphorylated, plays a role in filament reorganization. Involved in the delivery of mutated CFTR to the plasma membrane. Involved in the uptake of thrombin-antithrombin complexes by hepatic cells (By similarity). Together with KRT8, is involved in interleukin-6 (IL-6)-mediated barrier protection.

抗原: Recombinant protein of mouse Cytokeratin 18

经过测试的应用: FC, ICC/IF, WB, IHC-P, IHC-F

推荐稀释比: WB: 1/500-1/1000 IHC: 1/50-1/100 IF: 1/50-1/200 FC: 1/50-1/100

种属反应性: Rabbit

克隆性: Rabbit Polyclonal

分子量: Calculated MW: 48 kDa; Observed MW: 48 kDa

亚型: IgG

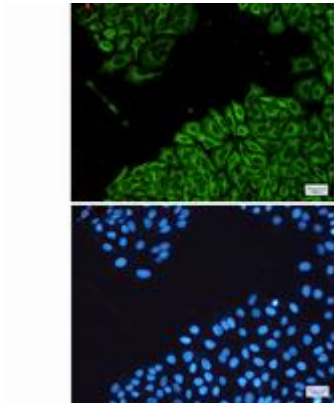
纯化: Affinity Purified

种属反应性: Human

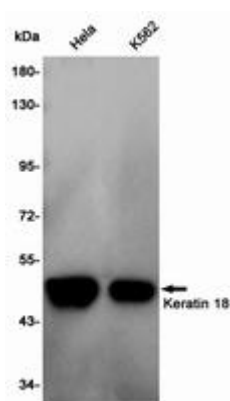
成分: PBS (without Mg²⁺ and Ca²⁺), pH 7.3 containing 50% glycerol, 0.5% BSA and 0.02% sodium azide

研究领域: Tags & Cell Markers

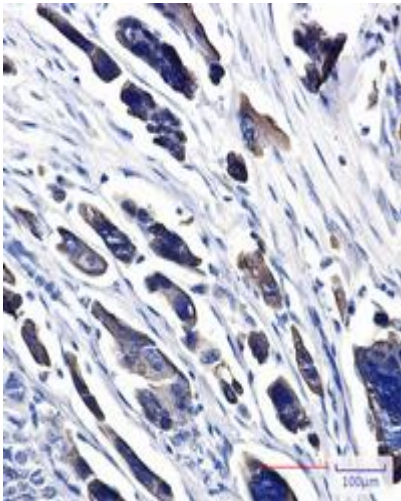
储存和运输: Store at -20°C. Avoid repeated freezing and thawing



Immunocytochemistry analysis of Cytokeratin 18 (green) in Hela using Cytokeratin 18 antibody, and DAPI (blue)



Western blot analysis of Keratin 18 in Hela, K562 lysates using Cytokeratin 18 antibody.



Immunohistochemistry analysis of paraffin-embedded Human Cholangiocarcinoma using Cytokeratin 18 antibody. High-pressure and temperature Sodium Citrate pH 6.0 was used for antigen retrieval.