

CYTOKERATIN 18 RABBIT MAB

货号: N262103

产品全名: Cytokeratin 18 兔单克隆抗体

基因符号 Cell proliferation inducing gene 46 protein; Cell proliferation inducing protein 46; Cell proliferation-inducing gene 46 protein; CK 18; CK-18; CK18; CYK 18; CYK18; Cytokeratin 18; Cytokeratin endo B; Cytokeratin-18; K 18; K18; K1C18_HUMAN; Keratin 18; Keratin D; keratin; type I cytoskeletal 18; Keratin-18; KRT18.

UNIPROT ID: P05783

背景: K18 a type I cytoskeletal keratin. The keratins are intermediate filament proteins responsible for the structural integrity of epithelial cells and are subdivided into cytokeratins and hair keratins. Keratin 18 and its filament partner keratin 8 are perhaps the most commonly found members of the intermediate filament gene family.

抗原: A synthetic peptide of human Cytokeratin 18

经过测试的应用: WB,IHC-F,IHC-P,ICC/IF

推荐稀释比: WB: 1/500-1/1000 IHC: 1/50-1/100 IF: 1/50-1/200

种属反应性: Rabbit

克隆性: Rabbit Monoclonal

克隆编号: R03-5E3

分子量: Calculated MW: 48 kDa; Observed MW: 48 kDa

亚型: IgG

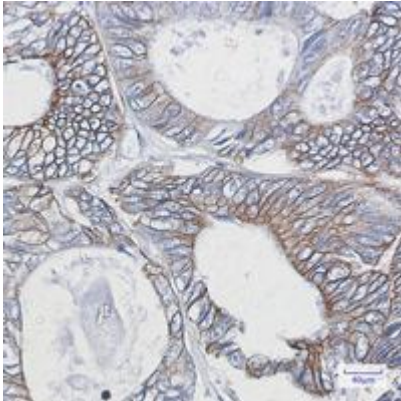
纯化: Affinity Purified

种属反应性: Human

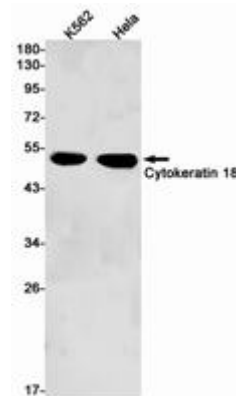
成分: PBS (without Mg²⁺ and Ca²⁺), pH 7.3 containing 50% glycerol, 0.5% BSA and 0.02% sodium azide

研究领域: Tags & Cell Markers

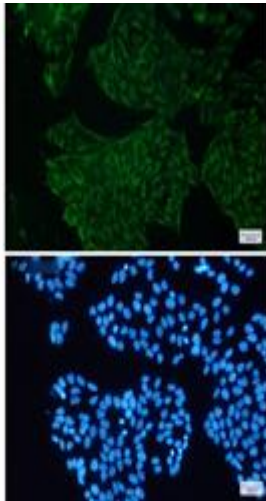
储存和运输: Store at -20°C. Avoid repeated freezing and thawing



Immunohistochemistry analysis of paraffin-embedded Human colon cancer using Cytokeratin 18 antibody. High-pressure and temperature Sodium Citrate pH 6.0 was used for antigen retrieval.



Western blot analysis of Cytokeratin 18 in K562, HeLa lysates using Cytokeratin 18 antibody.



Immunocytochemistry analysis of Cytokeratin 18 (green) in HeLa using Cytokeratin 18 antibody, and DAPI (blue)