

CYP11B2 RABBIT PAB

货号: S215396

产品全名: CYP11B2 兔多抗

基因符号: CPN2; ALDOS; CYP11B; CYP11BL; CYPXIB2; P450C18; P-450C18; P450aldo

UNIPROT ID: P19099 (Gene Accession - NP_000489)

背景: This gene encodes a member of the cytochrome P450 superfamily of enzymes. The cytochrome P450 proteins are monooxygenases which catalyze many reactions involved in drug metabolism and synthesis of cholesterol, steroids and other lipids. This protein localizes to the mitochondrial inner membrane. The enzyme has steroid 18-hydroxylase activity to synthesize aldosterone and 18-oxocortisol as well as steroid 11 beta-hydroxylase activity. Mutations in this gene cause corticosterone methyl oxidase deficiency.

抗原: Synthetic peptide of human CYP11B2

经过测试的应用: ELISA, WB, IHC

推荐稀释比: IHC: 50-300; WB: 500-2000; ELISA: 5000-10000

种属反应性: Rabbit

克隆性: Rabbit Polyclonal

亚型: Immunogen-specific rabbit IgG

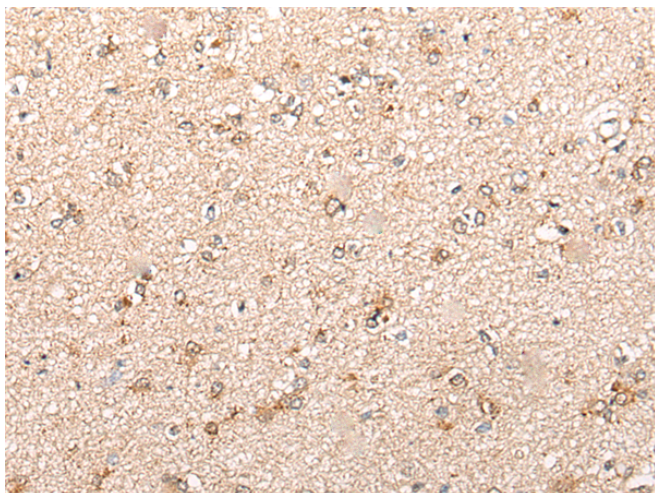
纯化: Antigen affinity purification

种属反应性: Human

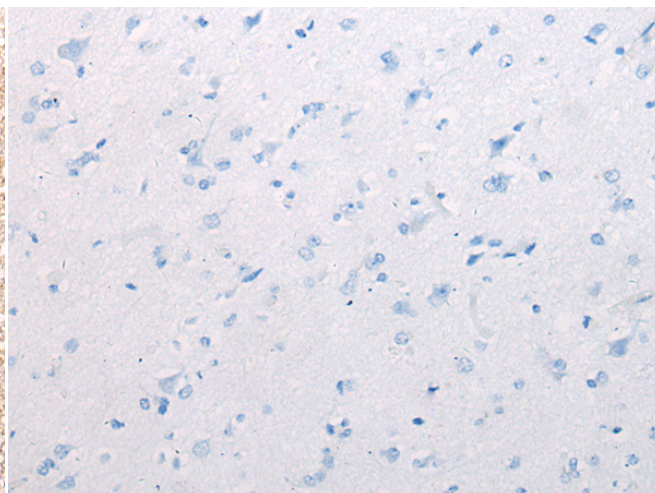
成分: PBS (without Mg²⁺ and Ca²⁺), pH 7.4, 150 mM NaCl, 0.05% Sodium Azide and 40% glycerol

研究领域: Metabolism, Cardiovascular

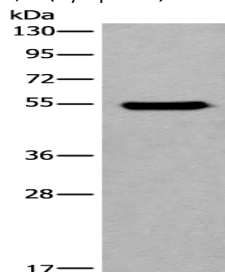
储存和运输: Store at -20°C. Avoid repeated freezing and thawing



Immunohistochemistry analysis of paraffin embedded Human brain tissue using 215396(CYP11B2 Antibody) at a dilution of 1/70(Cytoplasm).



In comparison with the IHC on the left, the same paraffin-embedded Human brain tissue is first treated with the synthetic peptide and then with 215396(Anti-CYP11B2 Antibody) at dilution 1/70.



Gel: 8%SDS-PAGE, Lysate: 40 µg;

Lane: HEPG2 cell lysate;

Primary antibody: 215396(CYP11B2 Antibody) at dilution 1/650;

Secondary antibody: Goat anti rabbit IgG at 1/8000 dilution;

Exposure time: 30 seconds