

## CST4 RABBIT PAB

货号: S217140

产品全名: CST4 兔多抗

基因符号

**UNIPROT ID:** P01036 (Gene Accession - BC065714)

**背景:** The cystatin superfamily encompasses proteins that contain multiple cystatin-like sequences. Some of the members are active cysteine protease inhibitors, while others have lost or perhaps never acquired this inhibitory activity. There are three inhibitory families in the superfamily, including the type 1 cystatins (stefins), type 2 cystatins and the kininogens. The type 2 cystatin proteins are a class of cysteine proteinase inhibitors found in a variety of human fluids and secretions. The cystatin locus on chromosome 20 contains the majority of the type 2 cystatin genes and pseudogenes. This gene is located in the cystatin locus and encodes a type 2 salivary cysteine peptidase inhibitor.

**抗原:** Fusion protein of human CST4

**经过测试的应用:** ELISA, IHC

**推荐稀释比:** IHC: 50-200; ELISA: 1000-5000

**种属反应性:** Rabbit

**克隆性:** Rabbit Polyclonal

**亚型:** Immunogen-specific rabbit IgG

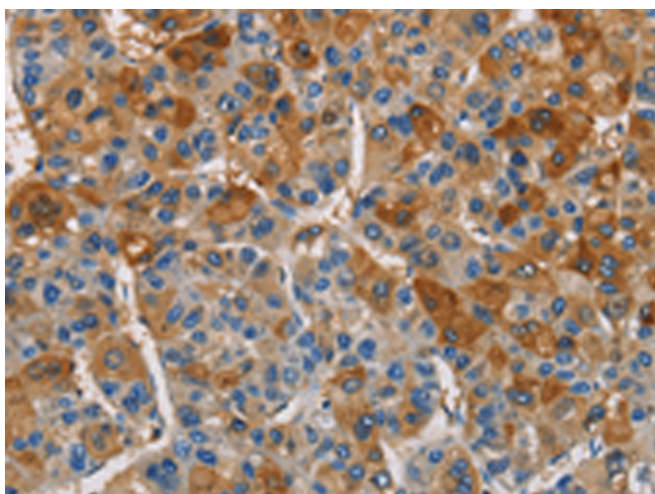
**纯化:** Antigen affinity purification

**种属反应性:** Human

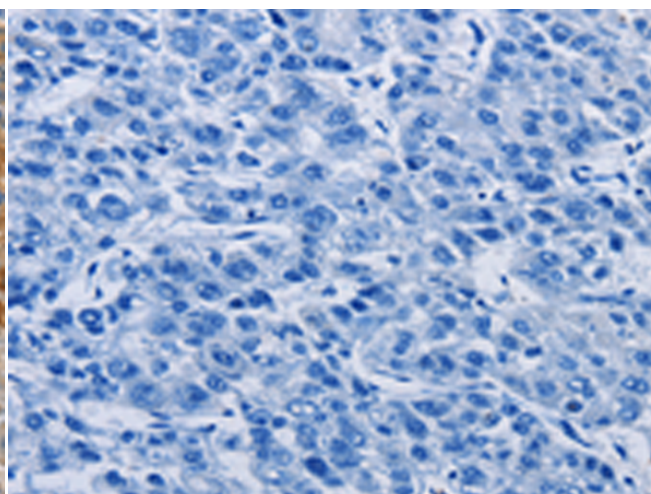
**成分:** PBS (without Mg<sup>2+</sup> and Ca<sup>2+</sup>), pH 7.4, 150 mM NaCl, 0.05% Sodium Azide and 40% glycerol

**研究领域:** Cell Biology, Immunology


**储存和运输:** Store at -20°C. Avoid repeated freezing and thawing



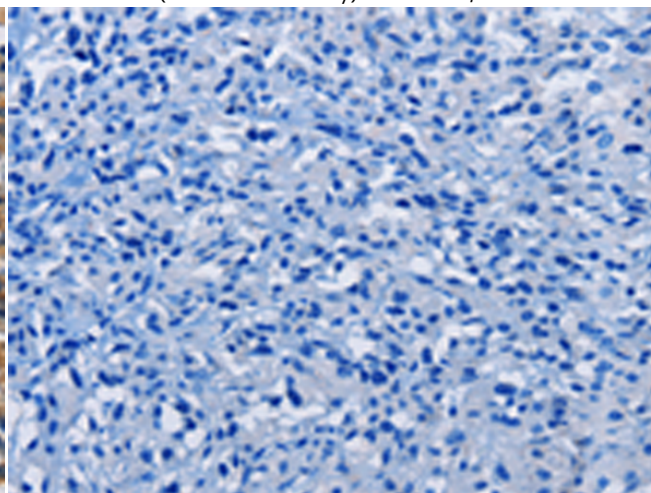
Immunohistochemistry analysis of paraffin embedded Human liver cancer tissue using 217140(CST4 Antibody) at a dilution of 1/60(Cytoplasm).



In comparison with the IHC on the left, the same paraffin-embedded Human liver cancer tissue is first treated with the fusion protein and then with 217140(Anti-CST4 Antibody) at dilution 1/60.



The image on the left is immunohistochemistry of paraffin-embedded Human thyroid cancer tissue using 217140(Anti-CST4 Antibody) at a dilution of 1/60.



In comparison with the IHC on the left, the same paraffin-embedded Human thyroid cancer tissue is first treated with fusion protein and then with D221866(Anti-CST4 Antibody) at dilution 1/60.



# Product Description

Pioneering GTPase and Oncogene Product Development since 2010

---