

## COPS6 RABBIT PAB

货号: S218532

产品全名: COPS6 兔多抗

基因符号: CSN6; MOV34-34KD

**UNIPROT ID:** Q7L5N1 (Gene Accession - BC002520)

**背景:** The protein encoded by this gene is one of the eight subunits of COP9 signalosome, a highly conserved protein complex that functions as an important regulator in multiple signaling pathways. The structure and function of COP9 signalosome is similar to that of the 19S regulatory particle of 26S proteasome. COP9 signalosome has been shown to interact with SCF-type E3 ubiquitin ligases and act as a positive regulator of E3 ubiquitin ligases. This protein belongs to translation initiation factor 3 (eIF3) superfamily. It is involved in the regulation of cell cycle and likely to be a cellular cofactor for HIV-1 accessory gene product Vpr.

**抗原:** Full length fusion 蛋白

**经过测试的应用:** ELISA, IHC

**推荐稀释比:** IHC: 20-100; ELISA: 5000-10000

**种属反应性:** Rabbit

**克隆性:** Rabbit Polyclonal

**亚型:** Immunogen-specific rabbit IgG

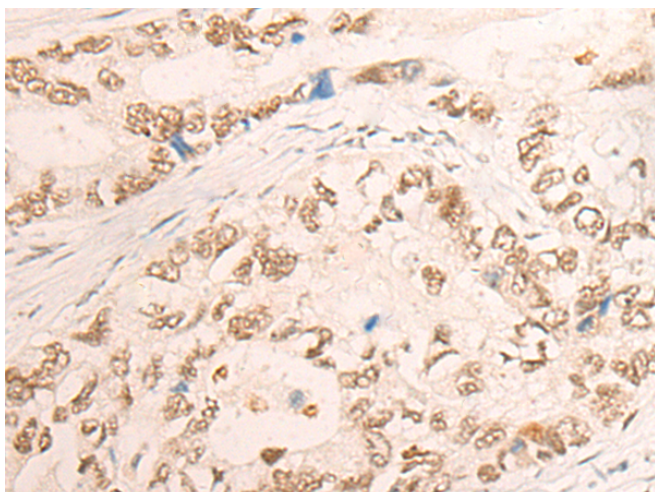
**纯化:** Antigen affinity purification

**种属反应性:** Human, Mouse

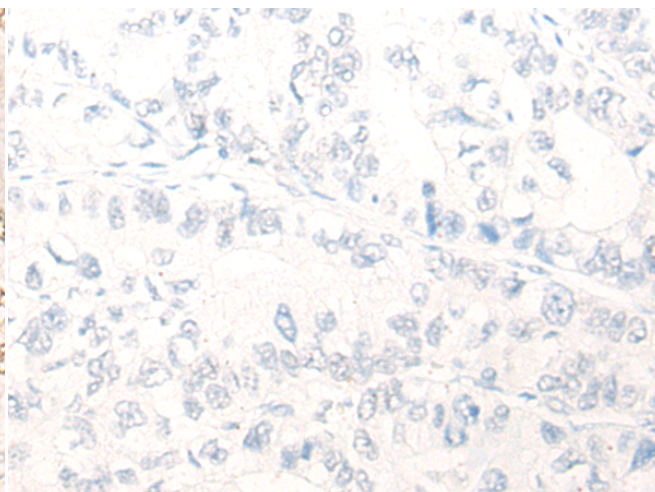
**成分:** PBS (without Mg<sup>2+</sup> and Ca<sup>2+</sup>), pH 7.4, 150 mM NaCl, 0.05% Sodium Azide and 40% glycerol

**研究领域:** Epigenetics and Nuclear Signaling, Cell Biology

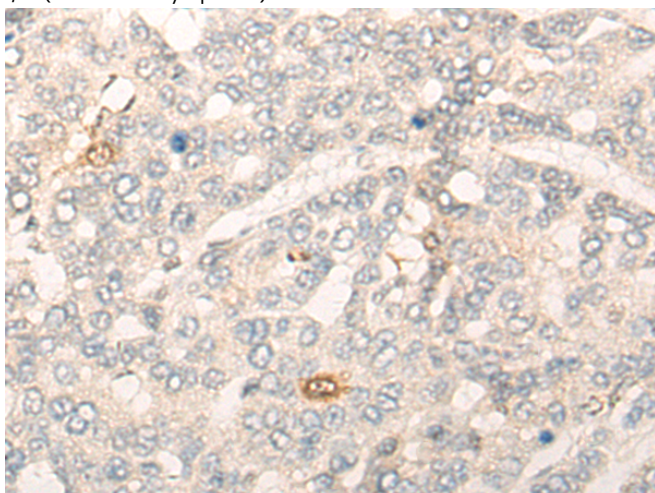
**储存和运输:** Store at -20°C. Avoid repeated freezing and thawing



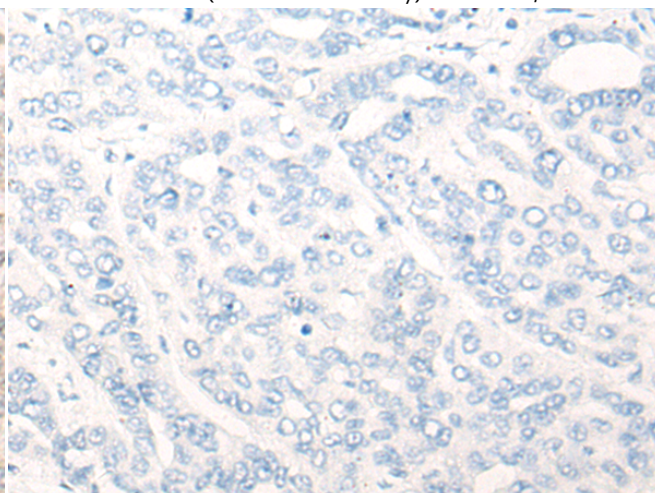
Immunohistochemistry analysis of paraffin embedded Human gastric cancer tissue using 218532(COPS6 Antibody) at a dilution of 1/20(Nucleus or Cytoplasm).



In comparison with the IHC on the left, the same paraffin-embedded Human gastric cancer tissue is first treated with the fusion protein and then with 218532(Anti-COPS6 Antibody) at dilution 1/20.



The image on the left is immunohistochemistry of paraffin-embedded Human liver cancer tissue using 218532(Anti-COPS6 Antibody) at a dilution of 1/20.



In comparison with the IHC on the left, the same paraffin-embedded Human liver cancer tissue is first treated with fusion protein and then with D224629(Anti-COPS6 Antibody) at dilution 1/20.



# Product Description

Pioneering GTPase and Oncogene Product Development since 2010

---