

COMPLEX III SUBUNIT 5 RABBIT MAB

货号: N262837

产品全名: Complex III Subunit 5 兔单克隆抗体

基因符号 petC; PGRI; RPI1; RIS1; RISP; UQCR5; UQCRFS1

UNIPROT ID: P47985

背景: Component of the ubiquinol-cytochrome c reductase complex (complex III or cytochrome b-c1 complex), which is a respiratory chain that generates an electrochemical potential coupled to ATP synthesis.

抗原: A synthetic peptide of human RISP

经过测试的应用: WB,IHC-F,IHC-P,ICC/IF,IP

推荐稀释比: WB: 1/500-1/1000 IHC: 1/50-1/100 IF: 1/50-1/200 IP: 1/20

种属反应性: Rabbit

克隆性: Rabbit Monoclonal

克隆编号: R06-513

分子量: Calculated MW: 30 kDa; Observed MW: 24 kDa

亚型: IgG

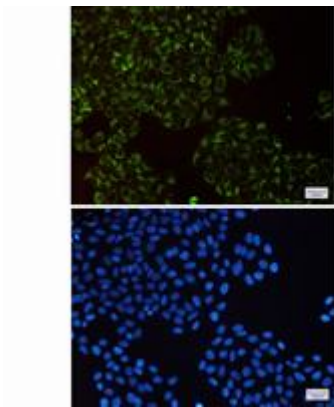
纯化: Affinity Purified

种属反应性: Human, Mouse and Rat

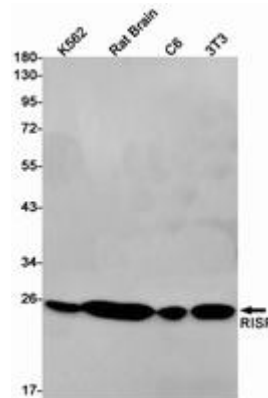
成分: PBS (without Mg²⁺ and Ca²⁺), pH 7.3 containing 50% glycerol, 0.5% BSA and 0.02% sodium azide

研究领域: Microbiology

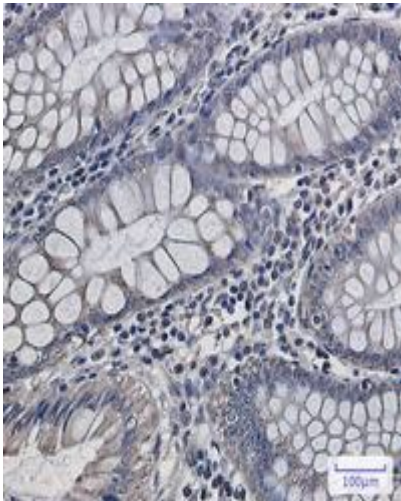
储存和运输: Store at -20°C. Avoid repeated freezing and thawing



Immunocytochemistry analysis of RISP (green) in HeLa using RISP antibody, and DAPI (blue)



Western blot analysis of RISP in K562, rat Brain, C6, 3T3 lysates using Complex III Subunit 5 antibody.



Immunohistochemistry analysis of paraffin-embedded Human colon cancer using UQCRFS1/RISP antibody. High-pressure and temperature Sodium Citrate pH 6.0 was used for antigen retrieval.