

## COLGALT2 RABBIT PAB

货号: S213090

产品全名: COLGALT2 兔多抗

基因符号: Clorf17; GLT25D2; ColGalT 2

**UNIPROT ID:** Q81YK4 (Gene Accession - BC035672)

背景: Beta-galactosyltransferase that transfers beta-galactose to hydroxylysine residues of collagen.

抗原: Fusion protein of human COLGALT2

经过测试的应用: ELISA, IHC

推荐稀释比: IHC: 50-200; ELISA: 5000-10000

种属反应性: Rabbit

克隆性: Rabbit Polyclonal

亚型: Immunogen-specific rabbit IgG

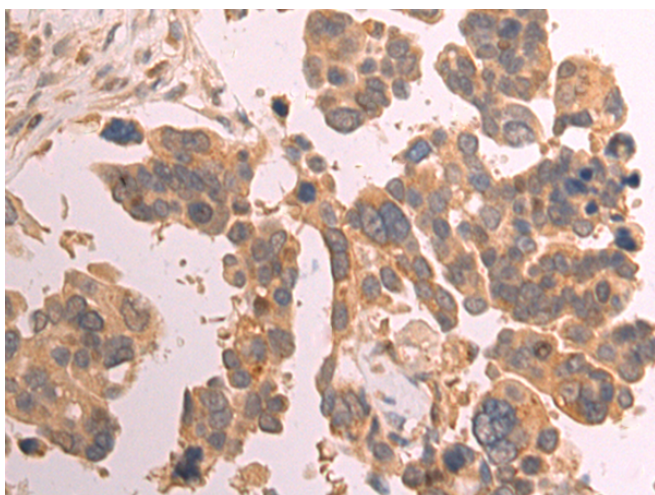
纯化: Antigen affinity purification

种属反应性: Human, Mouse

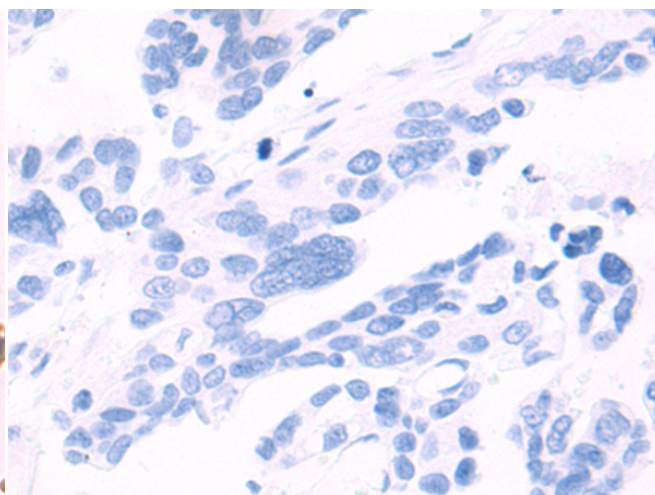
成分: PBS (without Mg<sup>2+</sup> and Ca<sup>2+</sup>), pH 7.4, 150 mM NaCl, 0.05% Sodium Azide and 40% glycerol

研究领域: Signal Transduction

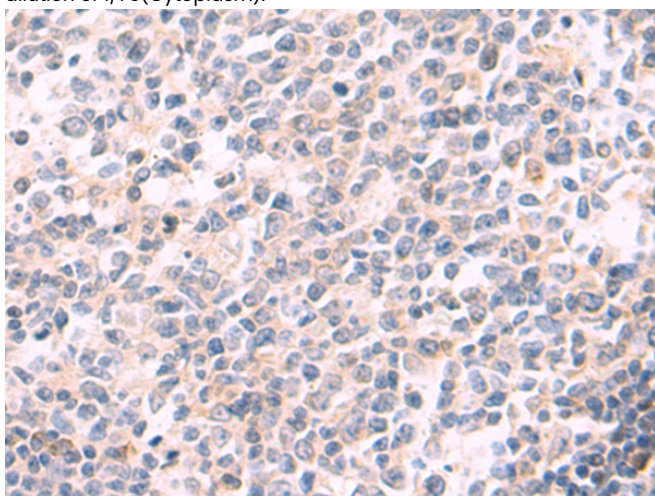
储存和运输: Store at -20°C. Avoid repeated freezing and thawing



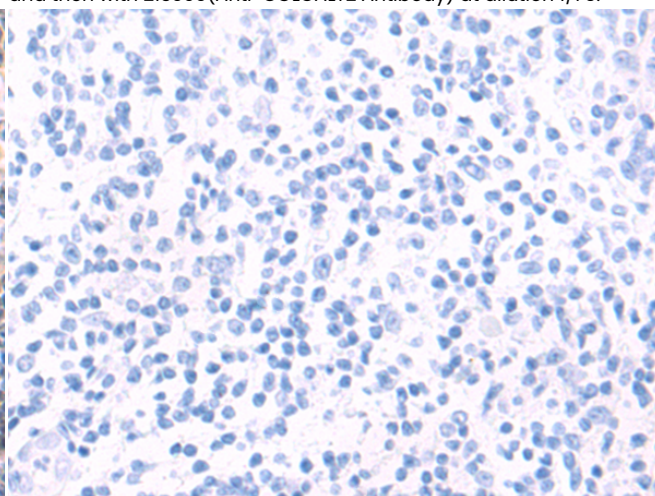
Immunohistochemistry analysis of paraffin embedded Human colorectal cancer tissue using 213090 (COLGALT2 Antibody) at a dilution of 1/75 (Cytoplasm).



In comparison with the IHC on the left, the same paraffin-embedded Human colorectal cancer tissue is first treated with the fusion protein and then with 213090 (Anti-COLGALT2 Antibody) at dilution 1/75.



The image on the left is immunohistochemistry of paraffin-embedded Human tonsil tissue using 213090 (Anti-COLGALT2 Antibody) at a dilution of 1/75.



In comparison with the IHC on the left, the same paraffin-embedded Human tonsil tissue is first treated with fusion protein and then with D126750 (Anti-COLGALT2 Antibody) at dilution 1/75.



# Product Description

Pioneering GTPase and Oncogene Product Development since 2010

---