

CNR1 RABBIT PAB

货号: S219708

产品全名: CNR1 兔多抗

基因符号: CBI; CNR; CB-R; CB1A; CB1R; CANN6; CBIK5

UNIPROT ID: P21554 (Gene Accession - NP_001153698)

背景: This gene encodes one of two cannabinoid receptors. The cannabinoids, principally delta-9-tetrahydrocannabinol and synthetic analogs, are psychoactive ingredients of marijuana. The cannabinoid receptors are members of the guanine-nucleotide-binding protein (G-protein) coupled receptor family, which inhibit adenylate cyclase activity in a dose-dependent, stereoselective and pertussis toxin-sensitive manner. The two receptors have been found to be involved in the cannabinoid-induced CNS effects (including alterations in mood and cognition) experienced by users of marijuana. Multiple transcript variants encoding two different protein isoforms have been described for this gene.

抗原: Synthetic peptide of human CNR1

经过测试的应用: ELISA, IHC

推荐稀释比: IHC: 20-100; ELISA: 5000-10000

种属反应性: Rabbit

克隆性: Rabbit Polyclonal

亚型: Immunogen-specific rabbit IgG

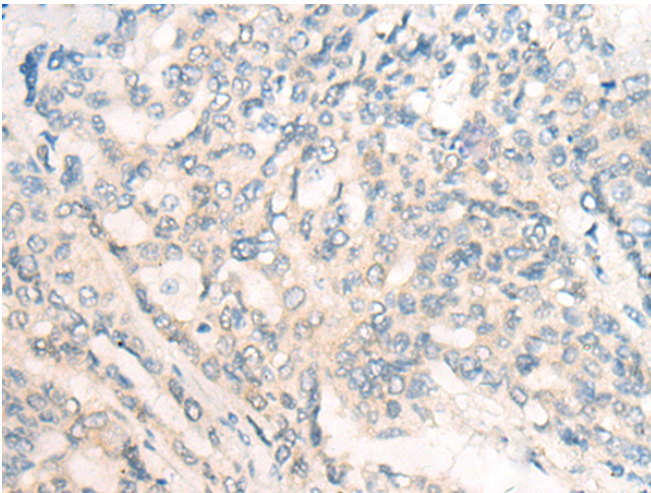
纯化: Antigen affinity purification

种属反应性: Human, Mouse, Rat

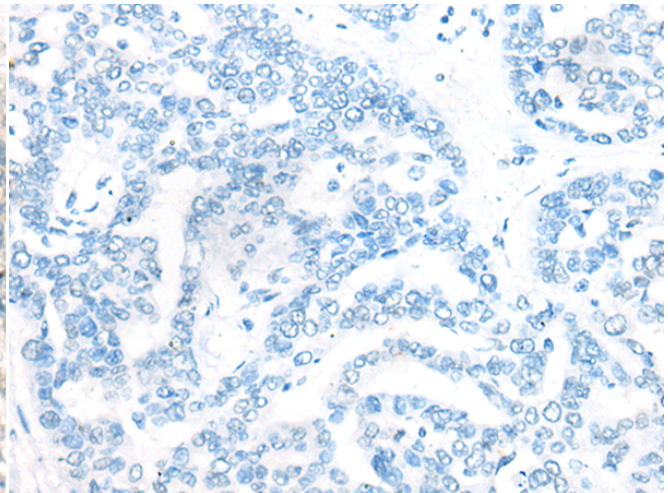
成分: PBS (without Mg²⁺ and Ca²⁺), pH 7.4, 150 mM NaCl, 0.05% Sodium Azide and 40% glycerol

研究领域: Metabolism, Neuroscience, Cardiovascular

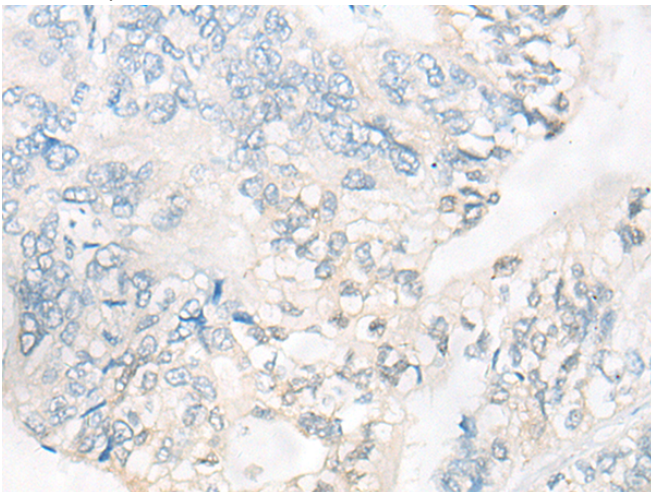
储存和运输: Store at -20°C. Avoid repeated freezing and thawing



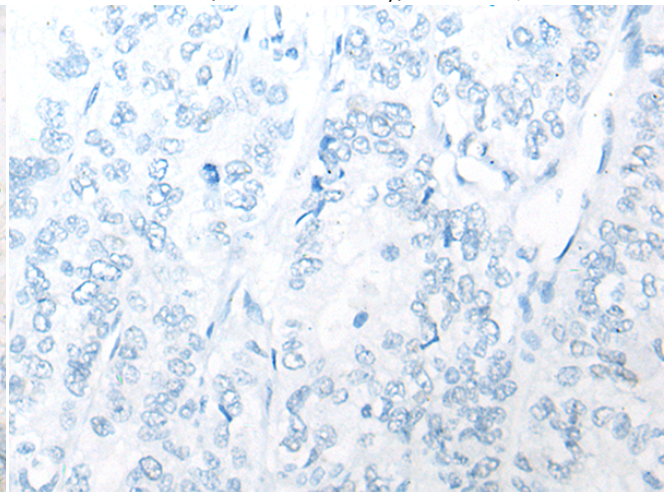
Immunohistochemistry analysis of paraffin embedded Human liver cancer tissue using 219708(CNR1 Antibody) at a dilution of 1/20(Cell membrane).



In comparison with the IHC on the left, the same paraffin-embedded Human liver cancer tissue is first treated with the synthetic peptide and then with 219708(Anti-CNR1 Antibody) at dilution 1/20.



The image on the left is immunohistochemistry of paraffin-embedded Human gastric cancer tissue using 219708(Anti-CNR1 Antibody) at a dilution of 1/20.



In comparison with the IHC on the left, the same paraffin-embedded Human gastric cancer tissue is first treated with synthetic peptide and then with D260190(Anti-CNR1 Antibody) at dilution 1/20.



Product Description

Pioneering GTPase and Oncogene Product Development since 2010
