

CNOT2 RABBIT PAB

货号: S218519

产品全名: CNOT2 兔多抗

基因符号 NOT2; CDC36; NOT2H; HSPC131

UNIPROT ID: Q9NZN8 (Gene Accession - BC002597)

背景: This gene encodes a subunit of the multi-component CCR4-NOT complex. The CCR4-NOT complex regulates mRNA synthesis and degradation and is also thought to be involved in mRNA splicing, transport and localization. The encoded protein interacts with histone deacetylases and functions as a repressor of polymerase II transcription. Alternatively spliced transcript variants have been observed for this gene.

抗原: Fusion protein of human CNOT2

经过测试的应用: ELISA, IHC

推荐稀释比: IHC: 20-100; ELISA: 5000-10000

种属反应性: Rabbit

克隆性: Rabbit Polyclonal

亚型: Immunogen-specific rabbit IgG

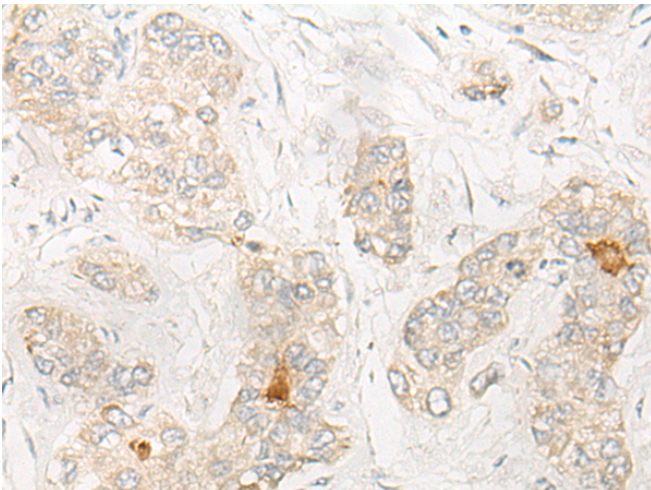
纯化: Antigen affinity purification

种属反应性: Human, Mouse

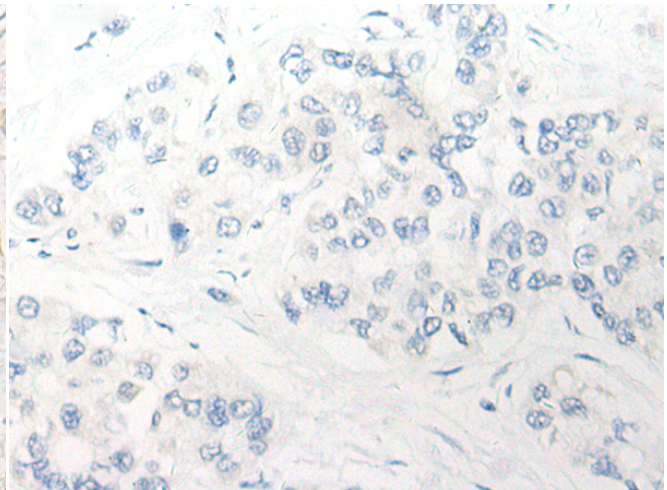
成分: PBS (without Mg²⁺ and Ca²⁺), pH 7.4, 150 mM NaCl, 0.05% Sodium Azide and 40% glycerol

研究领域: Epigenetics and Nuclear Signaling

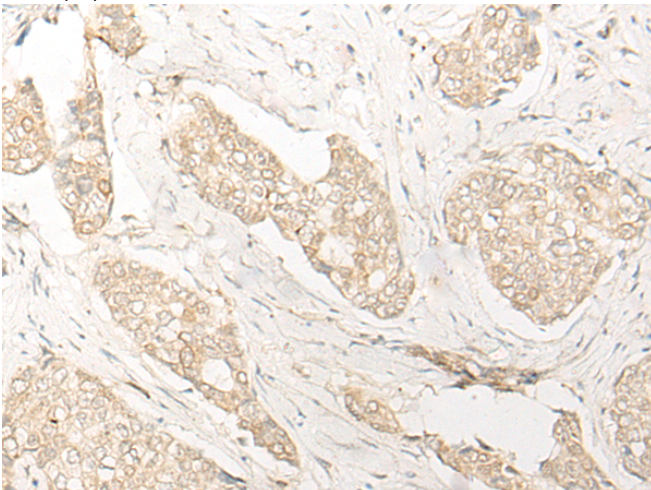
储存和运输: Store at -20°C. Avoid repeated freezing and thawing



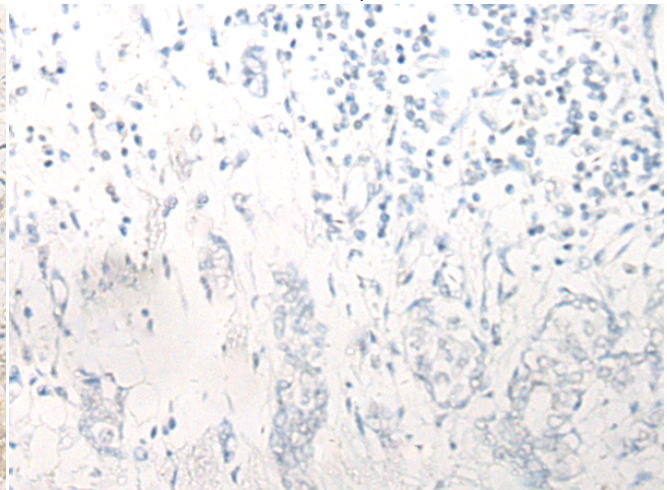
Immunohistochemistry analysis of paraffin embedded Human liver cancer tissue using 218519(CNOT2 Antibody) at a dilution of 1/20(Cytoplasm or Nucleus).



In comparison with the IHC on the left, the same paraffin-embedded Human liver cancer tissue is first treated with the fusion protein and then with 218519(Anti-CNOT2 Antibody) at dilution 1/20.



The image on the left is immunohistochemistry of paraffin-embedded Human breast cancer tissue using 218519(Anti-CNOT2 Antibody) at a dilution of 1/20.



In comparison with the IHC on the left, the same paraffin-embedded Human breast cancer tissue is first treated with fusion protein and then with D224604(Anti-CNOT2 Antibody) at dilution 1/20.

