

CNGA4 RABBIT PAB

货号: S221848

产品全名: CNGA4 兔多抗

基因符号: CNG4; CNG5; CNCA2; CNG-4; CNGB2; OCNC2; OCNCb; OCNCBETA

UNIPROT ID: Q8IV77 (Gene Accession - NP_001032406)

背景: Second messenger, cAMP, causes the opening of cation-selective cyclic nucleotide-gated (CNG) channels and depolarization of the neuron (olfactory sensory neurons, OSNs). CNGA4 is the modulatory subunit of this channel which is known to play a central role in the transduction of odorant signals and subsequent adaptation. By accelerating the calcium-mediated negative feedback in olfactory signaling it allows rapid adaptation to odor stimulation and extends its range of odor detection.

抗原: Synthetic peptide of human CNGA4

经过测试的应用: ELISA, WB, IHC

推荐稀释比: IHC: 20-100;WB: 200-1000;ELISA: 1000-2000

种属反应性: Rabbit

克隆性: Rabbit Polyclonal

亚型: Immunogen-specific rabbit IgG

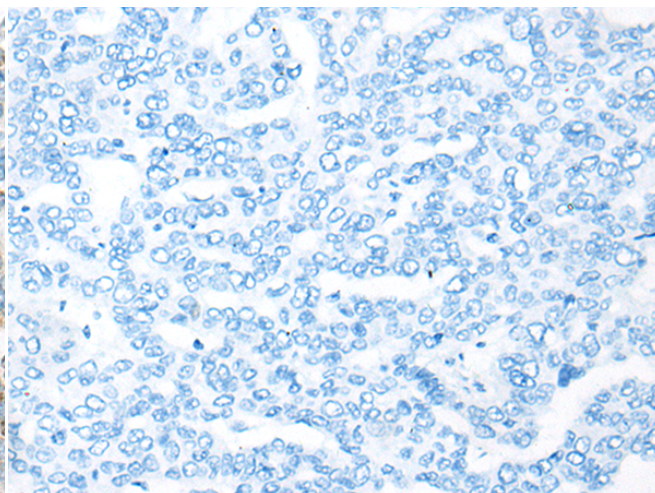
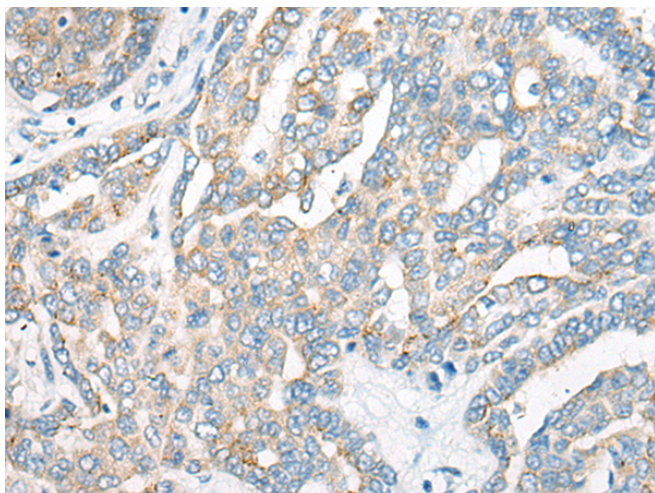
纯化: Antigen affinity purification

种属反应性: Human, Mouse, Rat

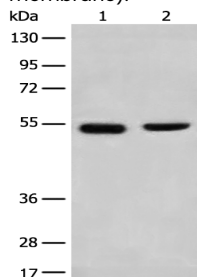
成分: PBS (without Mg²⁺ and Ca²⁺), pH 7.4, 150 mM NaCl, 0.05% Sodium Azide and 40% glycerol

研究领域: Signal Transduction, Neuroscience

储存和运输: Store at -20°C. Avoid repeated freezing and thawing



Immunohistochemistry analysis of paraffin embedded Human liver cancer tissue using 221848 (CNGA4 Antibody) at a dilution of 1/20 (Cell membrane). In comparison with the IHC on the left, the same paraffin-embedded Human liver cancer tissue is first treated with the synthetic peptide and then with 221848 (Anti-CNGA4 Antibody) at dilution 1/20.



Gel: 8%SDS-PAGE, Lysate: 40 µg;

Lane 1-2: Human cerebrum tissue and Human cerebella tissue lysates;

Primary antibody: 221848 (CNGA4 Antibody) at dilution 1/200;

Secondary antibody: Goat anti rabbit IgG at 1/8000 dilution;

Exposure time: 5 seconds