

CLEAVED-CASPASE 8 MOUSE MAB

货号: N261263

产品全名: Cleaved-Caspase 8 小鼠单抗

基因符号 CASP8; MCH5; Caspase-8; CASP-8; Apoptotic cysteine protease; Apoptotic protease Mch-5; CAP4; FADD-homologous ICE/ced-3-like protease; FADD-like ICE; FLICE; ICE-like apoptotic protease 5; MORT1-associated ced-3 homolog; MACH

UNIPROT ID: Q14790

背景: This gene encodes a protein that is a member of the cysteine-aspartic acid protease (caspase) family. Sequential activation of caspases plays a central role in the execution-phase of cell apoptosis. Caspases exist as inactive proenzymes composed of a prodomain, a large protease subunit, and a small protease subunit.

抗原: Recombinant Protein of Caspase-8

经过测试的应用: WB,IHC-F,IHC-P,ICC/IF

推荐稀释比: WB: 1/500-1/1000 IHC: 1/50-1/100 IF: 1/50-1/200

种属反应性: Mouse

克隆性: Mouse Monoclonal

克隆编号: 4C2-3G4-5G7

分子量: Calculated MW: 55 kDa; Observed MW: 18,43,57 kDa

亚型: IgG1

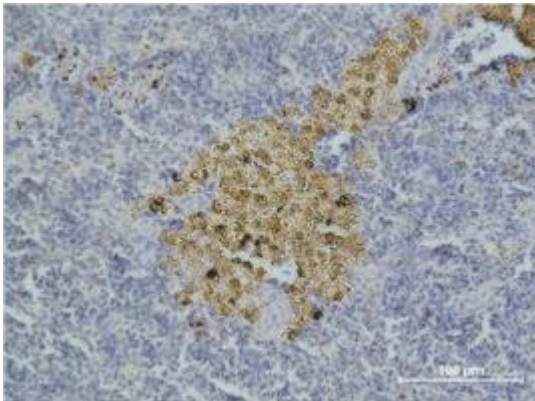
纯化: Affinity Purified

种属反应性: Human, Mouse and Rat


成分: PBS (without Mg²⁺ and Ca²⁺), pH 7.3 containing 50% glycerol, 0.5% BSA and 0.02% sodium azide

研究领域: apoptosis - Caspase family

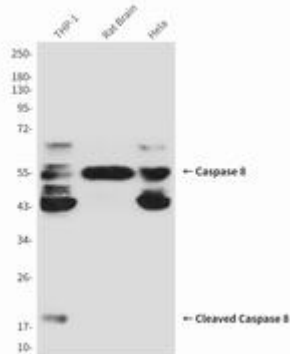
储存和运输: Store at -20°C. Avoid repeated freezing and thawing




Immunohistochemistry analysis of paraffin-embedded mouse Spleen Tissue using Caspase8 antibody. High-pressure and temperature Sodium Citrate pH 6.0 was used for antigen retrieval.



Western blot analysis of Caspase8 in K562, 3T3, MCF-7 and Jurkat lysates using Caspase8 antibody.



Western blot analysis of Caspase 8 in THP-1, rat Brain, Hela lysates using Caspase8 antibody.



Western blot analysis of Caspase 8 in Jurkat, MOLT4 lysates using Caspase 8 antibody