

CD99 RABBIT MAB

货号: N262008

产品全名: CD99 兔单克隆抗体

基因符号 MIC2; HBA71; MIC2X; MIC2Y; MSK5X

UNIPROT ID: P14209

背景: Involved in T-cell adhesion processes. It is involved in spontaneous rosette formation with erythrocytes.

抗原: A synthetic peptide of human CD99

经过测试的应用: WB,IHC-P,IP

推荐稀释比: WB: 1/500-1/1000 IHC: 1/50-1/100 IP: 1/20

种属反应性: Rabbit

克隆性: Rabbit Monoclonal

克隆编号: R06-8G3

分子量: Calculated MW: 19 kDa; Observed MW: 30 kDa

亚型: IgG

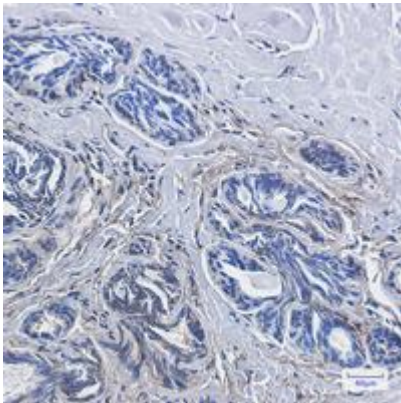
纯化: Affinity Purified

种属反应性: Human,Mouse


成分: PBS (without Mg²⁺ and Ca²⁺), pH 7.3 containing 50% glycerol, 0.5% BSA and 0.02% sodium azide

研究领域: Immunology


储存和运输: Store at -20°C. Avoid repeated freezing and thawing



Immunohistochemistry analysis of paraffin-embedded Human breast cancer using CD99 antibody. High-pressure and temperature Sodium Citrate pH 6.0 was used for antigen retrieval.



Western blot analysis of CD99 in MOLT4 lysates using CD99 antibody.



Western blot analysis of CD99 in 3T3 lysates using CD99 antibody.