

CD9 RABBIT PAB

货号: N226045

产品全名: CD9 兔多抗

基因符号 CD9; MIC3; TSPAN29; GIG2; CD9 antigen; 5H9 antigen; Cell growth-inhibiting gene 2 protein; Leukocyte antigen MIC3; Motility-related protein; MRP-1; Tetraspanin-29; Tspan-29; p24; CD antigen CD9

UNIPROT ID: P21926

背景: Involved in platelet activation and aggregation. Regulates paranodal junction formation. Involved in cell adhesion, cell motility and tumor metastasis. Required for sperm-egg fusion.

抗原: A synthetic peptide of human CD9

经过测试的应用: WB,IHC-F,IHC-P,ICC/IF,FC,IP

推荐稀释比: WB: 1/500-1/1000 IHC: 1/50-1/100 IF: 1/50-1/200 IP: 1/20 FC: 1/50-1/100

种属反应性: Rabbit

克隆性: Rabbit Polyclonal

分子量: Calculated MW: 25 kDa; Observed MW: 25 kDa

亚型: IgG

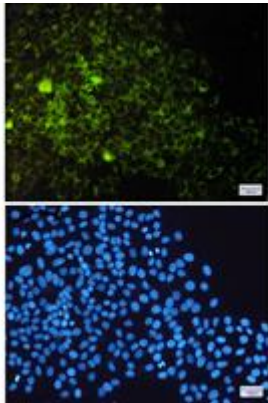
纯化: Affinity Purified

种属反应性: Human

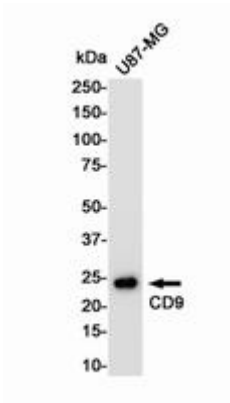
成分: PBS (without Mg²⁺ and Ca²⁺), pH 7.3 containing 50% glycerol, 0.5% BSA and 0.02% sodium azide

研究领域: Cardiovascular

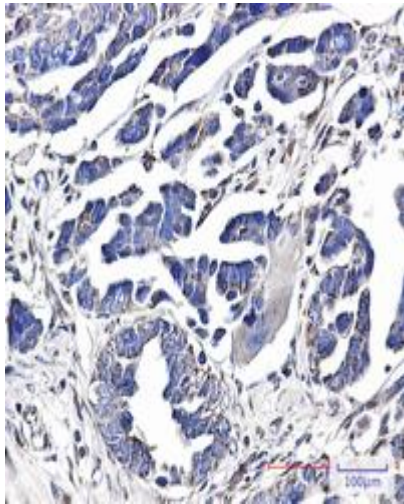
储存和运输: Store at -20°C. Avoid repeated freezing and thawing



Immunocytochemistry analysis of CD9 (green) in Hela using CD9 antibody, and DAPI (blue)



Western blot analysis of CD9 in U87-MG lysates using CD9 antibody.



Immunohistochemistry analysis of paraffin-embedded Human Cholangiocarcinoma using CD9 antibody. High-pressure and temperature Sodium Citrate pH 6.0 was used for antigen retrieval.