

CD7 RABBIT MAB

货号: N262005

产品全名: CD7 兔单克隆抗体

基因符号 CD7; T-cell antigen CD7; GP40; T-cell leukemia antigen; T-cell surface antigen Leu-9; TP41; CD7

UNIPROT ID: P09564

背景: Not yet known.

抗原: A synthetic peptide of human CD7

经过测试的应用: WB,IHC-F,IHC-P,ICC/IF,IP

推荐稀释比: WB: 1/500-1/1000 IHC: 1/50-1/100 IF: 1/50-1/200 IP: 1/20

种属反应性: Rabbit

克隆性: Rabbit Monoclonal

克隆编号: R03-8G3

分子量: Calculated MW: 25 kDa; Observed MW: 35-40 kDa

亚型: IgG

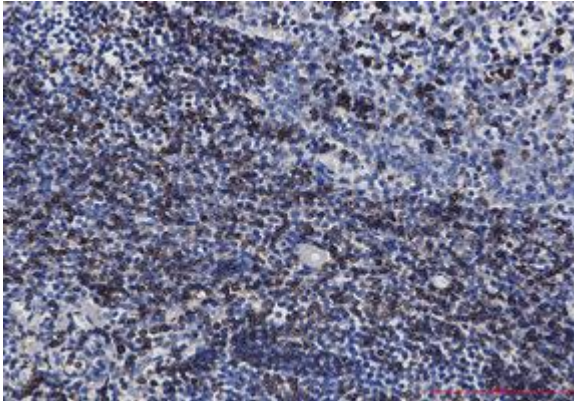
纯化: Affinity Purified

种属反应性: Human

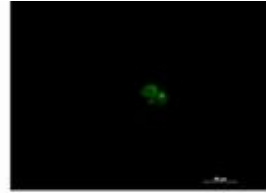
成分: PBS (without Mg²⁺ and Ca²⁺), pH 7.3 containing 50% glycerol, 0.5% BSA and 0.02% sodium azide

研究领域: Immunology

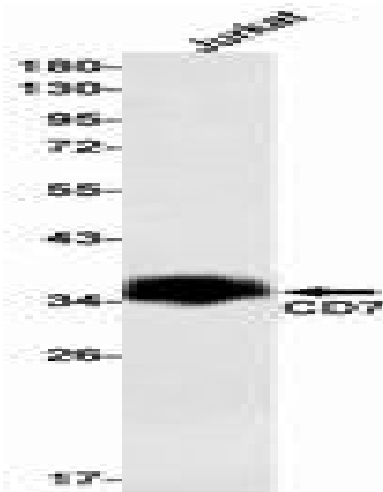
储存和运输: Store at -20°C. Avoid repeated freezing and thawing



Immunohistochemistry analysis of paraffin-embedded Human tonsil using CD7 antibody. High-pressure and temperature Sodium Citrate pH 6.0 was used for antigen retrieval.



Immunocytochemistry analysis of CD7 (green) in Jurkat using CD7 antibody, and DAPI (blue).



Western blot analysis of CD7 in Jurkat lysates using CD7 antibody.