

## CD45 MOUSE MAB

货号: N261203

产品全名: CD45 小鼠单抗

基因符号 PTPRC; CD45; Receptor-type tyrosine-protein phosphatase C; Leukocyte common antigen; L-CA; T200; CD antigen CD45

**UNIPROT ID:** P08575

**背景:** The protein encoded by this gene is a member of the protein tyrosine phosphatase (PTP) family. PTPs are known to be signaling molecules that regulate a variety of cellular processes including cell growth, differentiation, mitosis, and oncogenic transformation. This PTP contains an extracellular domain, a single transmembrane segment and two tandem intracytoplasmic catalytic domains, and thus is classified as a receptor type PTP. This PTP has been shown to be an essential regulator of T- and B-cell antigen receptor signaling. It functions through either direct interaction with components of the antigen receptor complexes, or by activating various Src family kinases required for the antigen receptor signaling. This PTP also suppresses JAK kinases, and thus functions as a regulator of cytokine receptor signaling. Alternatively spliced transcripts variants of this gene, which encode distinct isoforms, have been reported.

**抗原:** Purified recombinant fragment of human PTPRC (AA: 928-989) expressed in E. Coli.

**经过测试的应用:** WB,IHC-P

**推荐稀释比:** WB: 1/500-1/1000 IHC: 1/50-1/100

**种属反应性:** Mouse

**克隆性:** Mouse Monoclonal

**克隆编号:** 5D3A3

**分子量:** Calculated MW: 147 kDa; Observed MW: 180-240kDa

**亚型:** IgG1

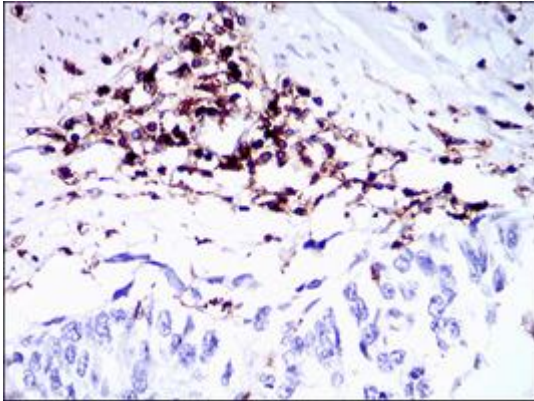
**纯化:** Affinity Purified

**种属反应性:** Human,Mouse

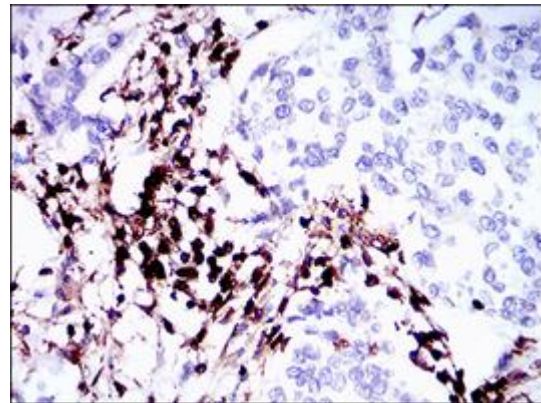
**成分:** PBS (without Mg<sup>2+</sup> and Ca<sup>2+</sup>), pH 7.3 containing 50% glycerol, 0.5% BSA and 0.02% sodium azide

**研究领域:** Immunology

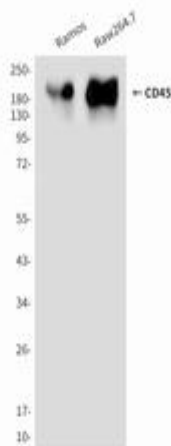
**储存和运输:** Store at -20°C. Avoid repeated freezing and thawing



Immunohistochemistry analysis of paraffin-embedded esophageal cancer tissues using PTPRC antibody with DAB staining. High-pressure and temperature Sodium Citrate pH 6.0 was used for antigen retrieval.



Immunohistochemistry analysis of paraffin-embedded breast cancer tissues using PTPRC antibody with DAB staining. High-pressure and temperature Sodium Citrate pH 6.0 was used for antigen retrieval.



Western blot analysis of PTPRC antibody in Ramos, Raw264.7 lysates using PTPRC antibody.