

CD15 (8C10) MOUSE MAB

货号: N261237

产品全名: CD15 (8C10) 小鼠单抗

基因符号 FUT4; ELFT; FCT3A; Alpha-(1; 3)-fucosyltransferase; ELAM-1 ligand fucosyltransferase; Fucosyltransferase 4; Fucosyltransferase IV; Fuc-TIV; FucT-IV; Galactoside 3-L-fucosyltransferase

UNIPROT ID: P22083

背景: The product of this gene transfers fucose to N-acetyllactosamine polysaccharides to generate fucosylated carbohydrate structures. It catalyzes the synthesis of the non-sialylated antigen, Lewis x (CD15).

抗原: Synthetic Peptide of CD15

经过测试的应用: IHC-P, ICC/IF

推荐稀释比: IHC: 1/50-1/100 IF: 1/50-1/200

种属反应性: Mouse

克隆性: Mouse Monoclonal

克隆编号: 8C10-6F3-2F5

分子量: -

亚型: IgG1

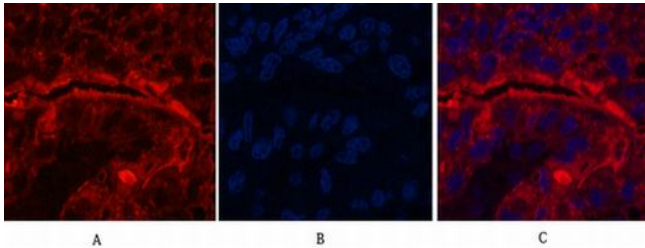
纯化: Affinity Purified

种属反应性: Human

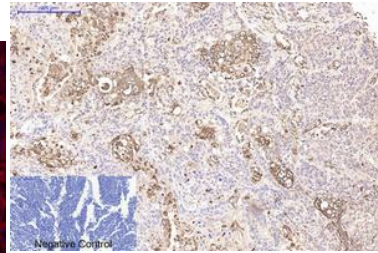
成分: PBS (without Mg²⁺ and Ca²⁺), pH 7.3 containing 50% glycerol, 0.5% BSA and 0.02% sodium azide

研究领域: Tags & Cell Markers

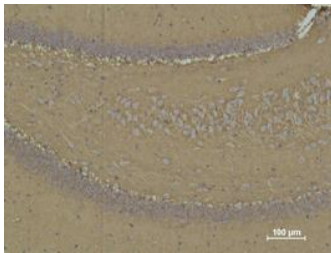
储存和运输: Store at -20°C. Avoid repeated freezing and thawing



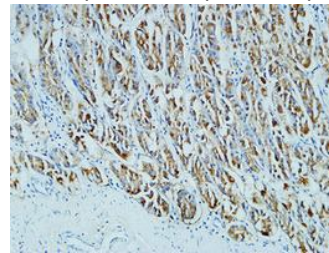
Immunofluorescence analysis of CD15 (8C10) in Human liver cancer tissue using CD15 antibody (red), and DAPI (blue).



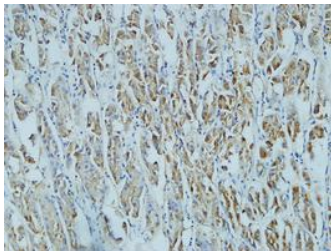
Immunohistochemistry analysis of paraffin-embedded Human lung cancer tissue using CD15 (8C10) antibody. High-pressure and temperature Sodium Citrate pH 6.0 was used for antigen retrieval. Negative control was used by secondary antibody only.



Immunohistochemistry analysis of paraffin-embedded rat Brain Tissue using CD 15 antibody. High-pressure and temperature Sodium Citrate pH 6.0 was used for antigen retrieval.



Immunohistochemistry analysis of paraffin-embedded Human stomach using CD15 (8C10) antibody. High-pressure and temperature Tris-EDTA pH 8.0 was used for antigen retrieval.



Immunohistochemistry analysis of paraffin-embedded Human stomach using CD15 (8C10) antibody. High-pressure and temperature Tris-EDTA pH 8.0 was used for antigen retrieval.