

C8ORF44 RABBIT PAB

货号: S212516

产品全名: C8orf44 兔多抗

基因符号

UNIPROT ID: Q96CB5 (Gene Accession - BC014448)

背景: The function of this protein remains unknown.

抗原: Fusion protein of human C8orf44

经过测试的应用: ELISA, WB, IHC

推荐稀释比: IHC: 40-200;WB: 200-1000;ELISA: 5000-10000

种属反应性: Rabbit

克隆性: Rabbit Polyclonal

亚型: Immunogen-specific rabbit IgG

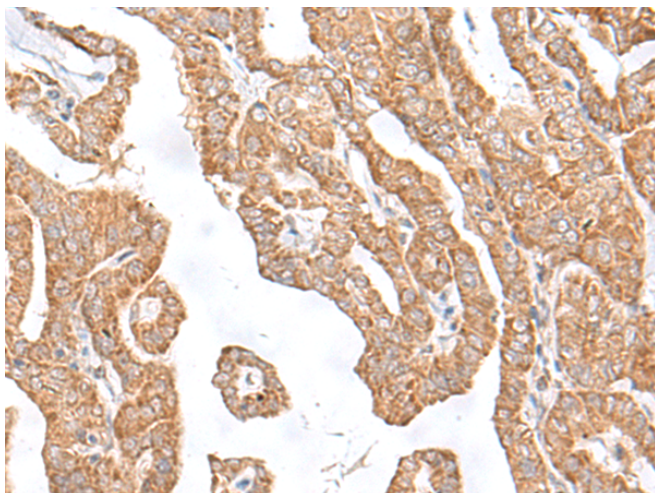
纯化: Antigen affinity purification

种属反应性: Human

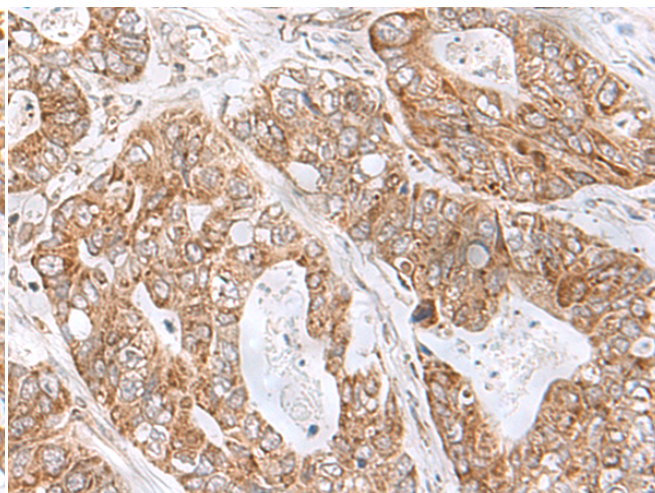
成分: PBS (without Mg²⁺ and Ca²⁺), pH 7.4, 150 mM NaCl, 0.05% Sodium Azide and 40% glycerol

研究领域: Cell Biology

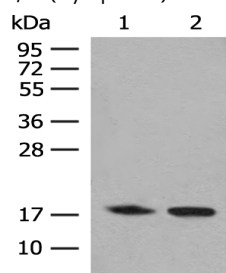
储存和运输: Store at -20°C. Avoid repeated freezing and thawing



Immunohistochemistry analysis of paraffin-embedded Human thyroid cancer tissue using 212516(C8orf44 Antibody) at a dilution of 1/35(Cytoplasm).



Immunohistochemistry analysis of paraffin-embedded Human gastric cancer tissue using 212516(Anti-C8orf44 Antibody) at a dilution of 1/35.



Gel: 12%SDS-PAGE, Lysate: 40 µg;

Lane 1-2: K562 cell, Human kidney tissue lysates;

Primary antibody: 212516(C8orf44 Antibody) at dilution 1/250;

Secondary antibody: Goat anti rabbit IgG at 1/8000 dilution;

Exposure time: 1 minute