

C15ORF40 RABBIT PAB

货号: S218389

产品全名: C15orf40 兔多抗

基因符号

UNIPROT ID: Q8WUR7 (Gene Accession - BC019820)

背景: Encoding more than 700 genes, chromosome 15 is made up of approximately 106 million base pairs and is about 3% of the human genome. Angelman and Prader-Willi syndromes are associated with loss of function or deletion of genes in the 15q11-q13 region. In the case of Angelman syndrome, this loss is due to inactivity of the maternal 15q11-q13 encoded UBE3A gene in the brain by either chromosomal deletion or mutation. In cases of Prader-Willi syndrome, there is a partial or complete deletion of this region from the paternal copy of chromosome 15. Tay-Sachs disease is a lethal disorder associated with mutations of the HEXA gene, which is encoded by chromosome 15. Marfan syndrome is associated with chromosome 15 through the FBN1 gene. The C15orf40 gene product has been provisionally designated C15orf40 pending further characterization.

抗原: Fusion protein of human C15orf40

经过测试的应用: ELISA, WB, IHC

推荐稀释比: IHC: 25-100;WB: 500-2000;ELISA: 5000-10000

种属反应性: Rabbit

克隆性: Rabbit Polyclonal

亚型: Immunogen-specific rabbit IgG

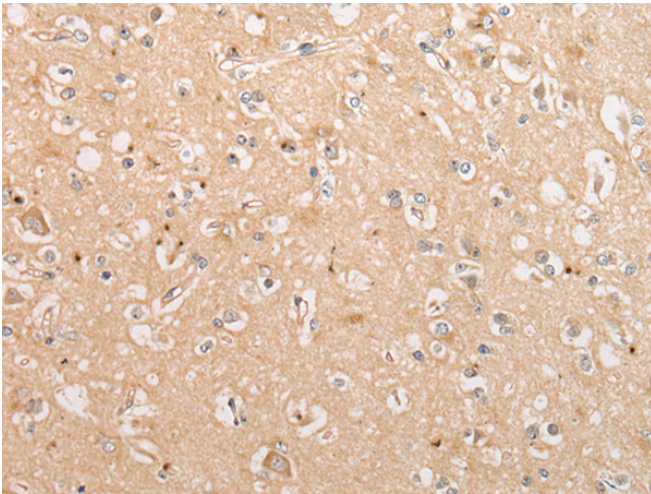
纯化: Antigen affinity purification

种属反应性: Human

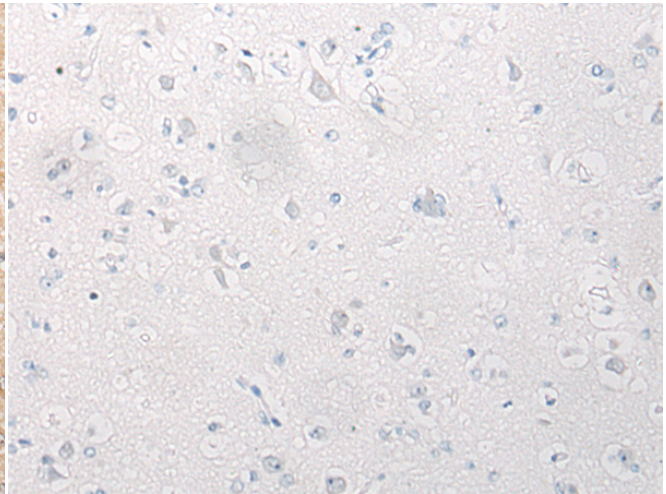
成分: PBS (without Mg²⁺ and Ca²⁺), pH 7.4, 150 mM NaCl, 0.05% Sodium Azide and 40% glycerol

研究领域: Cell Biology

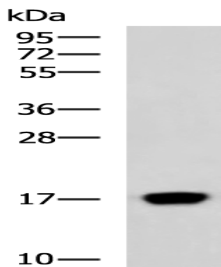
储存和运输: Store at -20°C. Avoid repeated freezing and thawing



Immunohistochemistry analysis of paraffin embedded Human brain tissue using 218389(C15orf40 Antibody) at a dilution of 1/30(Cytoplasm and Cell membrane).



In comparison with the IHC on the left, the same paraffin-embedded Human brain tissue is first treated with the fusion protein and then with 218389(Anti-C15orf40 Antibody) at dilution 1/30.



Gel: 12%SDS-PAGE, Lysate: 40 µg;
Lane: Human heart tissue lysate;
Primary antibody: 218389(C15orf40 Antibody) at dilution 1/400;
Secondary antibody: HRP-conjugated Goat anti rabbit IgG at 1/5000 dilution;
Exposure time: 10 seconds



Product Description

Pioneering GTPase and Oncogene Product Development since 2010
