

C-JUN RABBIT PAB

货号: N225431

产品全名: c-Jun 兔多抗

基因符号 Transcription factor AP-1; Activator protein 1; AP1; Proto-oncogene c-Jun; V-jun avian sarcoma virus 17 oncogene homolog; p39

UNIPROT ID: P05412

背景: c-jun is a transcription factor that recognizes and binds to the enhancer heptamer motif 5'-TGA[CG]TCA-3'. Promotes activity of NR5A1 when phosphorylated by HIPK3 leading to increased steroidogenic gene expression upon cAMP signaling pathway stimulation.

抗原: The antiserum was produced against synthesized peptide derived from human c-Jun. AA range:58-107

经过测试的应用: ICC/IF, WB, IHC-F, IHC-P, IP, ELISA

推荐稀释比: WB: 1/500-1/1000 IHC: 1/50-1/100 IF: 1/50-1/200 IP: 1/20 ELISA: 1/10000

种属反应性: Rabbit

克隆性: Rabbit Polyclonal

分子量: Calculated MW: 36 kDa; Observed MW: 36 kDa

亚型: IgG

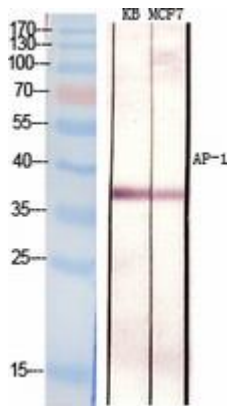
纯化: Affinity Purified

种属反应性: Human, Mouse and Rat

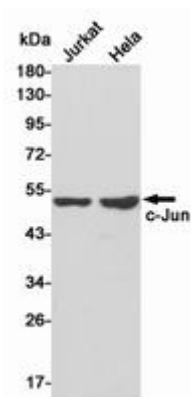
成分: PBS (without Mg²⁺ and Ca²⁺), pH 7.3 containing 50% glycerol, 0.5% BSA and 0.02% sodium azide

研究领域: Epigenetics and Nuclear Signaling


储存和运输: Store at -20°C. Avoid repeated freezing and thawing



Western blot analysis of c-Jun in KB MCF-7 lysates using AP1 antibody



Western blot analysis of c-Jun in Jurkat and HeLa lysates using c-Jun antibody.



Western blot analysis of c-Jun in KB lysates using AP1 antibody.