

BID RABBIT PAB

货号: N225803

产品全名: Bid 兔多抗

基因符号 FP497; MGC15319; MGC42355; BID

UNIPROT ID: P55957

背景: The major proteolytic product p15 BID allows the release of cytochrome c (By similarity). Isoform 1, isoform 2 and isoform 4 induce ICE-like proteases and apoptosis. Isoform 3 does not induce apoptosis. Counters the protective effect of Bcl-2.

抗原: A synthesized peptide derived from human Bid

经过测试的应用: WB,IHC-P,ICC/IF,IP,FC

推荐稀释比: WB: 1/500-1/1000 IHC: 1/50-1/100 IF: 1/50-1/200 IP: 1/20 FC: 1/50-1/100

种属反应性: Rabbit

克隆性: Rabbit Polyclonal

分子量: Calculated MW: 22 kDa; Observed MW: 22 kDa

亚型: IgG

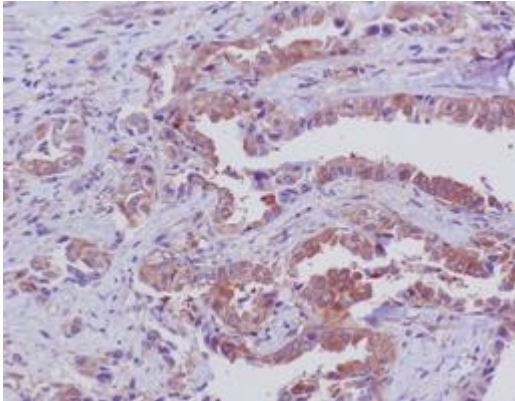
纯化: Affinity Chromatography

种属反应性: Human

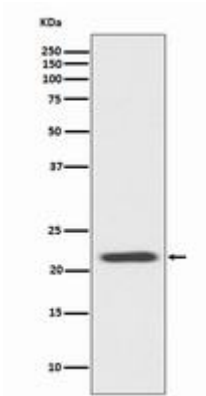
成分: PBS (without Mg²⁺ and Ca²⁺), pH 7.3 containing 50% glycerol, 0.5% BSA and 0.02% sodium azide

研究领域: Cell Biology

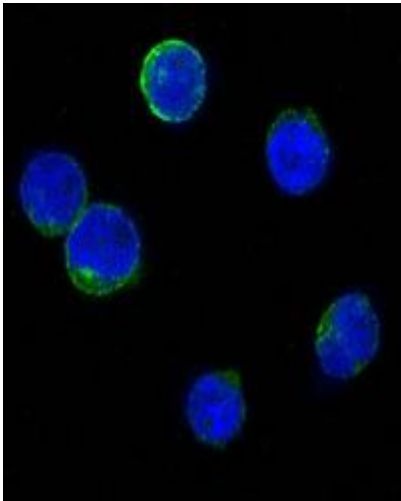
储存和运输: Store at -20°C. Avoid repeated freezing and thawing



Immunohistochemistry analysis of paraffin-embedded Human lung using Bid antibody. High-pressure and temperature Sodium Citrate pH 6.0 was used for antigen retrieval.



Western blot analysis of Bid in Jurkat lysates using Bid antibody.



Immunofluorescence analysis of Bid in Jurkat using Bid antibody.