

AXIN1 RABBIT PAB

货号: S221180

产品全名: AXIN1 兔多抗

基因符号: AXIN; PPP1R49

UNIPROT ID: O15169 (Gene Accession - NP_003493)

背景: This gene encodes a cytoplasmic protein which contains a regulation of G-protein signaling (RGS) domain and a dishevelled and axin (DIX) domain. The encoded protein interacts with adenomatosis polyposis coli, catenin beta-1, glycogen synthase kinase 3 beta, protein phosphate 2, and itself. This protein functions as a negative regulator of the wingless-type MMTV integration site family, member 1 (WNT) signaling pathway and can induce apoptosis. The crystal structure of a portion of this protein, alone and in a complex with other proteins, has been resolved. Mutations in this gene have been associated with hepatocellular carcinoma, hepatoblastoma, ovarian endometrioid adenocarcinomas, and medullablastomas. Alternative splicing results in multiple transcript variants.

抗原: Synthetic peptide of human AXIN1

经过测试的应用: ELISA, IHC

推荐稀释比: IHC: 50-200; ELISA: 5000-10000

种属反应性: Rabbit

克隆性: Rabbit Polyclonal

亚型: Immunogen-specific rabbit IgG

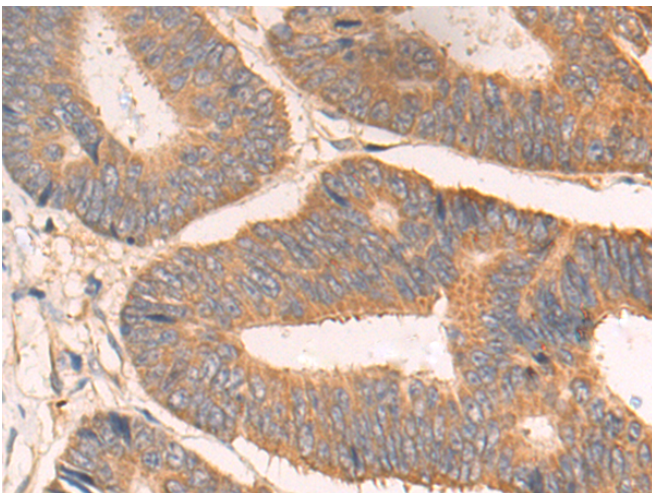
纯化: Antigen affinity purification

种属反应性: Human, Mouse, Rat

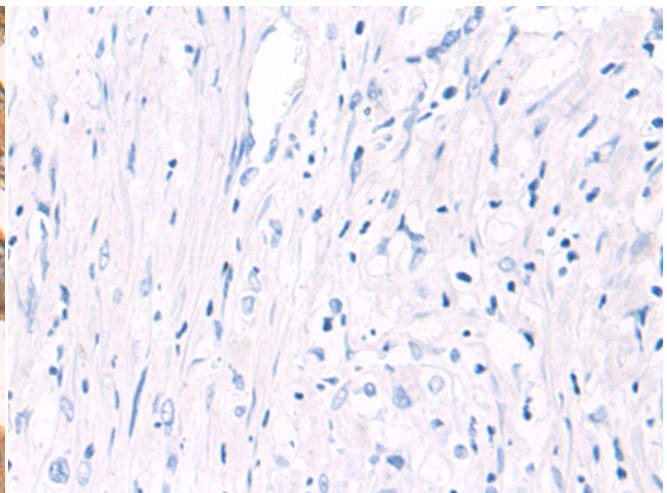
成分: PBS (without Mg²⁺ and Ca²⁺), pH 7.4, 150 mM NaCl, 0.05% Sodium Azide and 40% glycerol

研究领域: Signal Transduction, Cancer

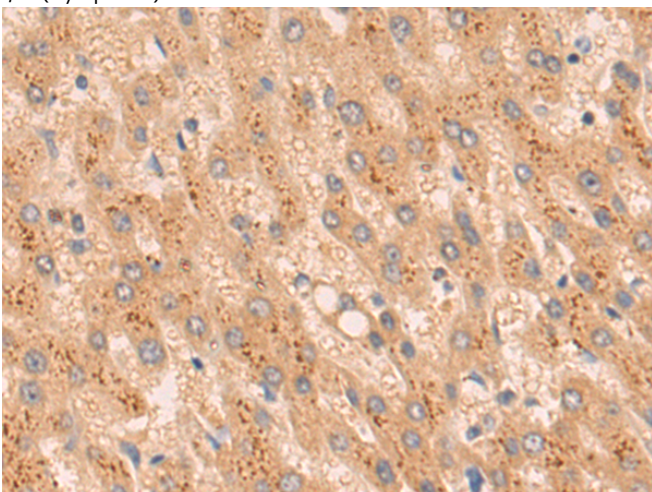
储存和运输: Store at -20°C. Avoid repeated freezing and thawing



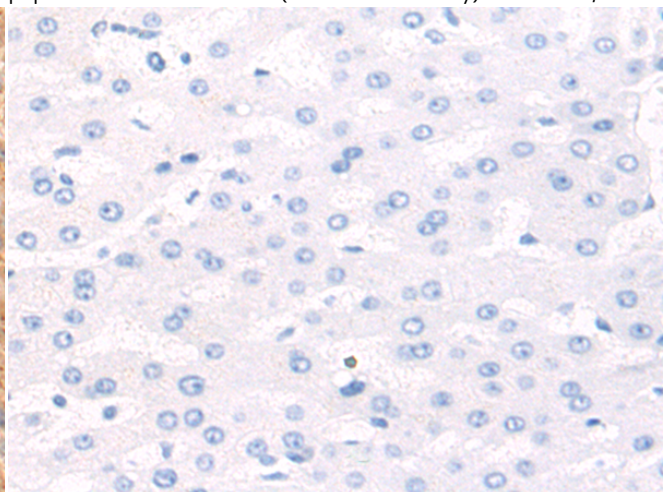
Immunohistochemistry analysis of paraffin embedded Human colorectal cancer tissue using 221180 (AXIN1 Antibody) at a dilution of 1/50 (Cyttoplasm).



In comparison with the IHC on the left, the same paraffin-embedded Human colorectal cancer tissue is first treated with the synthetic peptide and then with 221180 (Anti-AXIN1 Antibody) at dilution 1/50.



The image on the left is immunohistochemistry of paraffin-embedded Human liver cancer tissue using 221180 (Anti-AXIN1 Antibody) at a dilution of 1/50.



In comparison with the IHC on the left, the same paraffin-embedded Human liver cancer tissue is first treated with synthetic peptide and then with D262667 (Anti-AXIN1 Antibody) at dilution 1/50.



Product Description

Pioneering GTPase and Oncogene Product Development since 2010
