

## ATP6V1E2 RABBIT PAB

货号: S218192

产品全名: ATP6V1E2 兔多抗

基因符号: VMA4; ATP6E1; ATP6E2; ATP6V1E2

**UNIPROT ID:** Q96A05 (Gene Accession - BC008981)

**背景:** Subunit of the peripheral V1 complex of vacuolar ATPase essential for assembly or catalytic function. V-ATPase is responsible for acidifying a variety of intracellular compartments in eukaryotic cells. This isoform is essential for energy coupling involved in acidification of acrosome.

**抗原:** Fusion protein of human ATP6V1E2

**经过测试的应用:** ELISA, WB, IHC

**推荐稀释比:** IHC: 100-300;WB: 500-2000;ELISA: 5000-10000

**种属反应性:** Rabbit

**克隆性:** Rabbit Polyclonal

**亚型:** Immunogen-specific rabbit IgG

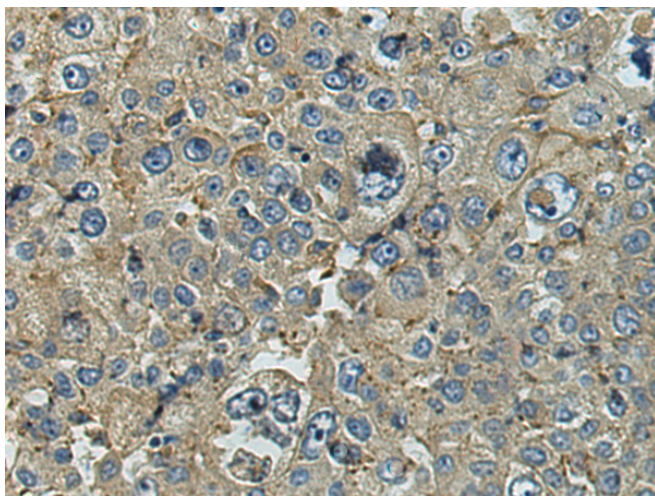
**纯化:** Antigen affinity purification

**种属反应性:** Human, Mouse

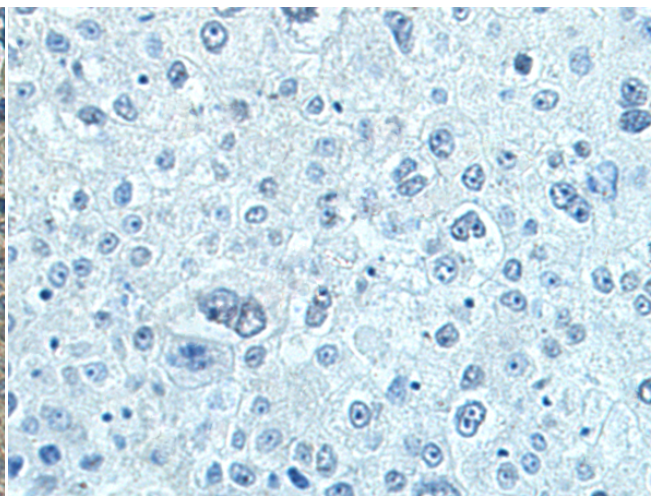
**成分:** PBS (without Mg<sup>2+</sup> and Ca<sup>2+</sup>), pH 7.4, 150 mM NaCl, 0.05% Sodium Azide and 40% glycerol

**研究领域:** Metabolism, Signal Transduction

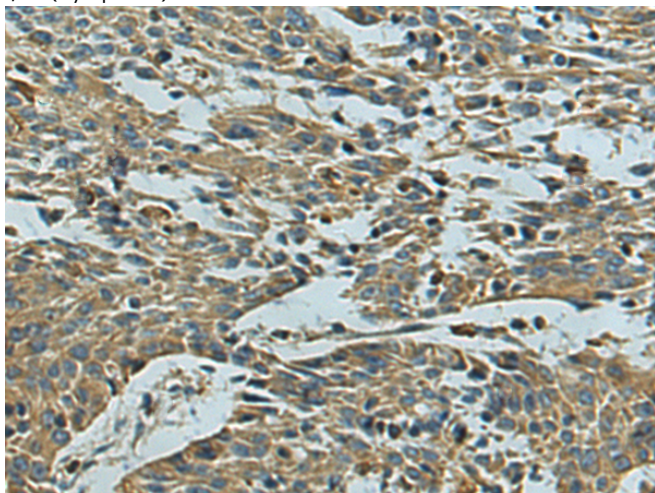
**储存和运输:** Store at -20°C. Avoid repeated freezing and thawing



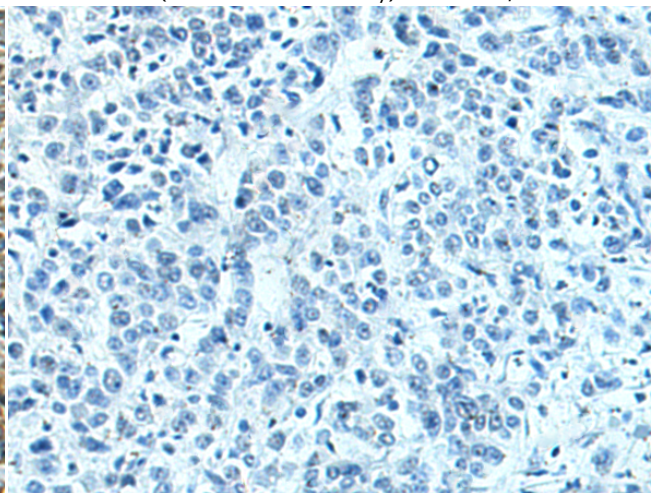
Immunohistochemistry analysis of paraffin embedded Human liver cancer tissue using 218192(ATP6VIE2 Antibody) at a dilution of 1/120(Cytoplasm).



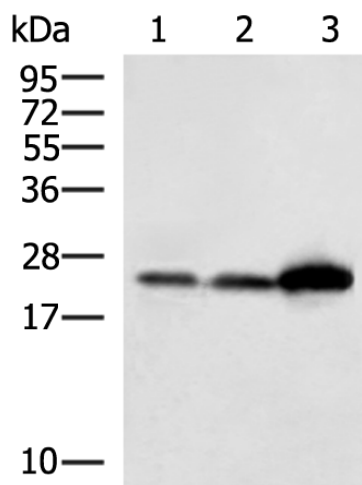
In comparison with the IHC on the left, the same paraffin-embedded Human liver cancer tissue is first treated with the fusion protein and then with 218192(Anti-ATP6VIE2 Antibody) at dilution 1/120.



The image on the left is immunohistochemistry of paraffin-embedded Human colorectal cancer tissue using 218192(Anti-ATP6VIE2 Antibody) at a dilution of 1/120.



In comparison with the IHC on the left, the same paraffin-embedded Human colorectal cancer tissue is first treated with fusion protein and then with D223909(Anti-ATP6VIE2 Antibody) at dilution 1/120.



Gel: 12%SDS-PAGE, Lysate: 40 µg;  
 Lane 1-3: TM4 cell, Hela cell, Mouse brain tissue lysates;  
 Primary antibody: 218192(ATP6VIE2 Antibody) at dilution 1/450;  
 Secondary antibody: HRP-conjugated Goat anti rabbit IgG at 1/5000 dilution;  
 Exposure time: 1 minute



# Product Description

Pioneering GTPase and Oncogene Product Development since 2010

---