

## ATP4B RABBIT PAB

货号: S216367

产品全名: ATP4B 兔多抗

基因符号: ATP6B

**UNIPROT ID:** P51164 (Gene Accession - BC029059)

**背景:** The protein encoded by this gene belongs to a family of P-type cation-transporting ATPases. The gastric H<sup>+</sup>, K<sup>+</sup>-ATPase is a heterodimer consisting of a high molecular weight catalytic alpha subunit and a smaller but heavily glycosylated beta subunit. This enzyme is a proton pump that catalyzes the hydrolysis of ATP coupled with the exchange of H<sup>(+)</sup> and K<sup>(+)</sup> ions across the plasma membrane.

**抗原:** Fusion protein of human ATP4B

**经过测试的应用:** ELISA, WB, IHC

**推荐稀释比:** IHC: 25-100;WB: 200-1000;ELISA: 1000-2000

**种属反应性:** Rabbit

**克隆性:** Rabbit Polyclonal

**亚型:** Immunogen-specific rabbit IgG

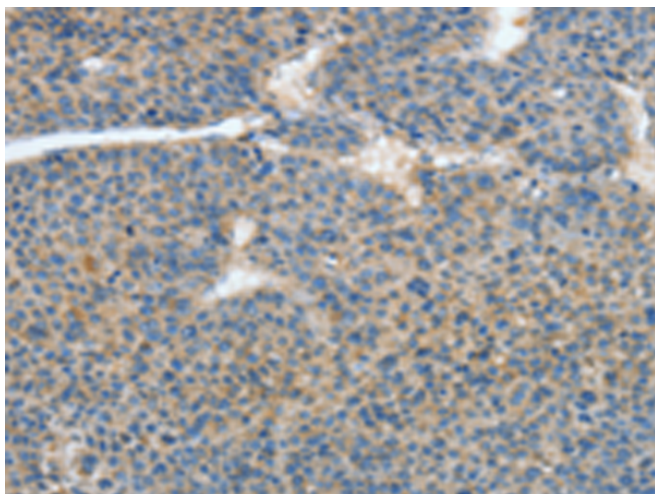
**纯化:** Antigen affinity purification

**种属反应性:** Human, Mouse, Rat

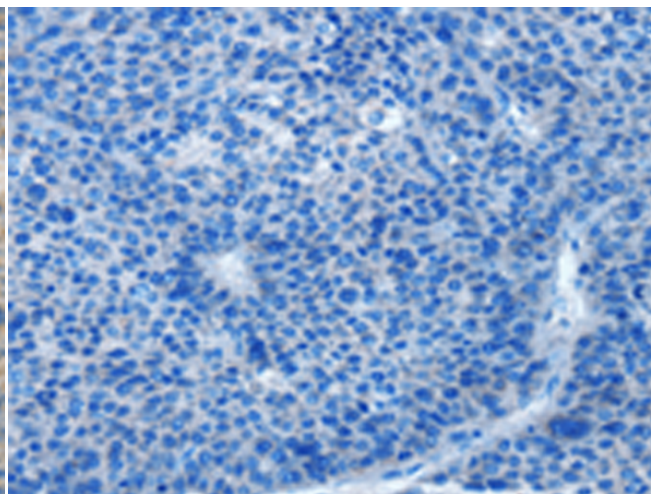
**成分:** PBS (without Mg<sup>2+</sup> and Ca<sup>2+</sup>), pH 7.4, 150 mM NaCl, 0.05% Sodium Azide and 40% glycerol

**研究领域:** Metabolism

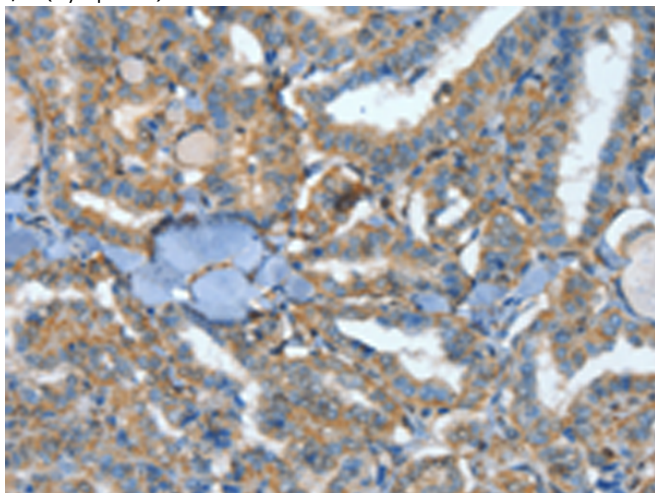
**储存和运输:** Store at -20°C. Avoid repeated freezing and thawing



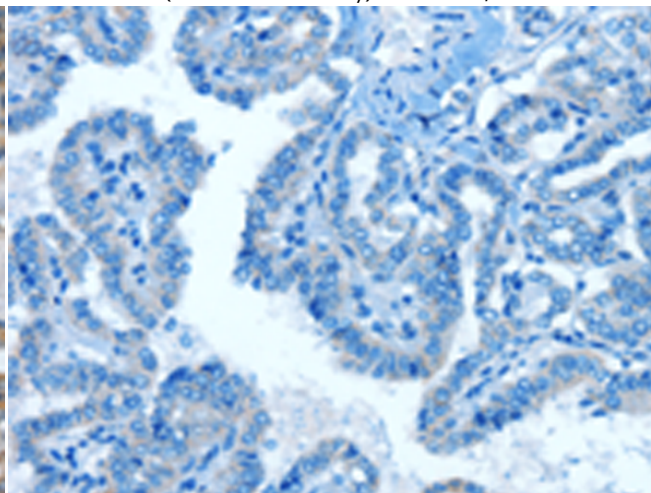
Immunohistochemistry analysis of paraffin embedded Human liver cancer tissue using 216367(ATP4B Antibody) at a dilution of 1/40(Cytoplasm).



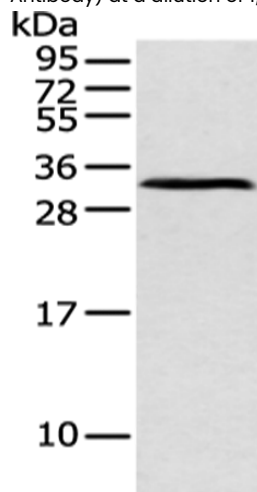
In comparison with the IHC on the left, the same paraffin-embedded Human liver cancer tissue is first treated with the fusion protein and then with 216367(Anti-ATP4B Antibody) at dilution 1/40.



The image on the left is immunohistochemistry of paraffin-embedded Human thyroid cancer tissue using 216367(Anti-ATP4B Antibody) at a dilution of 1/40.



In comparison with the IHC on the left, the same paraffin-embedded Human thyroid cancer tissue is first treated with fusion protein and then with D220298(Anti-ATP4B Antibody) at dilution 1/40.



Gel: 12%SDS-PAGE, Lysate: 40 µg;  
Lane: Mouse pancreas tissue;  
Primary antibody: 216367(ATP4B Antibody) at dilution 1/250;  
Secondary antibody: Goat anti rabbit IgG at 1/8000 dilution;  
Exposure time: 1 minute



# Product Description

Pioneering GTPase and Oncogene Product Development since 2010

---