

## ASPARAGINE SYNTHETASE RABBIT MAB

货号: N261592

产品全名: Asparagine Synthetase 兔单克隆抗体

基因符号 TS11; ASNSD; ASNS; Asparagine synthetase [glutamine-hydrolyzing]

**UNIPROT ID:** P08243

**背景:** The protein encoded by this gene is involved in the synthesis of asparagine. This gene complements a mutation in the temperature-sensitive hamster mutant ts11, which blocks progression through the G1 phase of the cell cycle at nonpermissive temperature. Alternatively spliced transcript variants have been described for this gene.

**抗原:** A synthetic peptide of human Asparagine synthetase

**经过测试的应用:** WB,IHC-P

**推荐稀释比:** WB: 1/500-1/1000 IHC: 1/50-1/100

**种属反应性:** Rabbit

**克隆性:** Rabbit Monoclonal

**克隆编号:** R05-9E5

**分子量:** Calculated MW: 64 kDa; Observed MW: 64 kDa

**亚型:** IgG

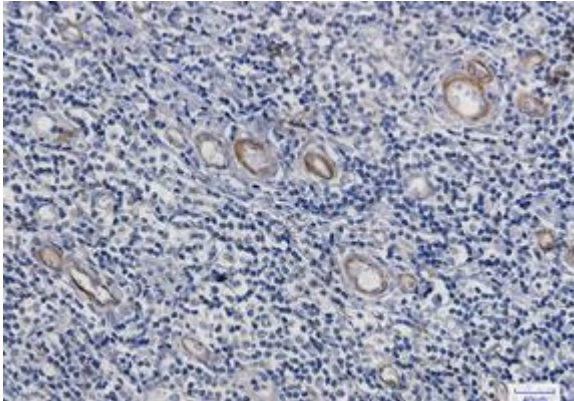
**纯化:** Affinity Purified

**种属反应性:** Human,Rat


**成分:** PBS (without Mg<sup>2+</sup> and Ca<sup>2+</sup>), pH 7.3 containing 50% glycerol, 0.5% BSA and 0.02% sodium azide

**研究领域:** Signal Transduction


**储存和运输:** Store at -20°C. Avoid repeated freezing and thawing



Immunohistochemistry analysis of paraffin-embedded Human tonsil using Asparagine synthetase antibody. High-pressure and temperature Sodium Citrate pH 6.0 was used for antigen retrieval.



Western blot analysis of Asparagine Synthetase in rat pancreas lysates using Asparagine Synthetase antibody.



Western blot analysis of Asparagine Synthetase in K562, HeLa lysates using Asparagine Synthetase antibody.