

## ARL6IP1 RABBIT PAB

货号: S217048

产品全名: ARL6IP1 兔多抗

基因符号: AIP1; ARMER; ARL6IP

**UNIPROT ID:** Q15041 (Gene Accession - BC010281)

**背景:** ARMER (apoptotic regulator in the membrane of the endoplasmic reticulum), also known as ADP-ribosylation-like factor 6-interacting protein 1 (ARL6IP1 or AIP1), is a multi-pass membrane protein that belongs to the Ras superfamily. It is expressed in brain, thymus, lung, bone marrow and, to a lesser extent, in spleen, kidney and liver. ARMER is not found in the heart and is found predominantly in early myeloid progenitor cells localizing to the intracytoplasmic membranes. It interacts with ARL6, inhibits caspase-9 activity by inhibiting proteolysis of downstream substrates (including LEHD-AFC, vimentin and caspase-3) and is down-regulated during myeloid differentiation. ARMER may play a role in membrane trafficking, protein transport or cell signaling during hematopoietic maturation.

**抗原:** Fusion protein of human ARL6IP1

**经过测试的应用:** ELISA, IHC

**推荐稀释比:** IHC: 25-100; ELISA: 1000-2000

**种属反应性:** Rabbit

**克隆性:** Rabbit Polyclonal

**亚型:** Immunogen-specific rabbit IgG

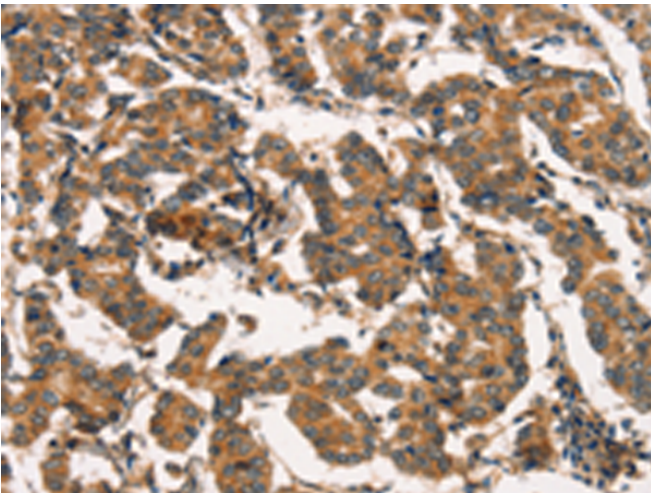
**纯化:** Antigen affinity purification

**种属反应性:** Human, Mouse

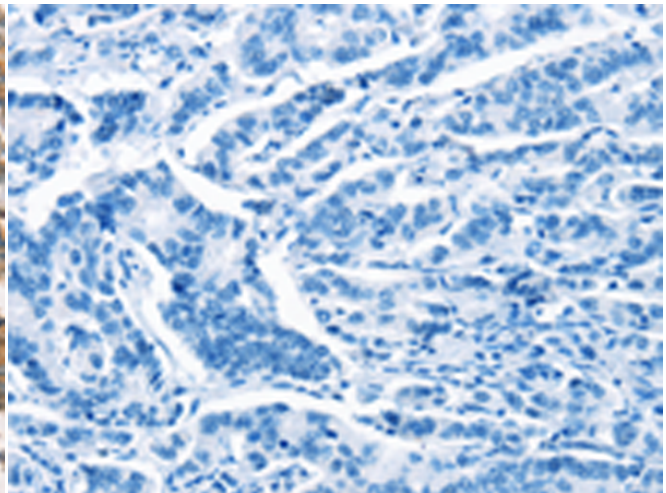
**成分:** PBS (without Mg<sup>2+</sup> and Ca<sup>2+</sup>), pH 7.4, 150 mM NaCl, 0.05% Sodium Azide and 40% glycerol

**研究领域:** Cancer

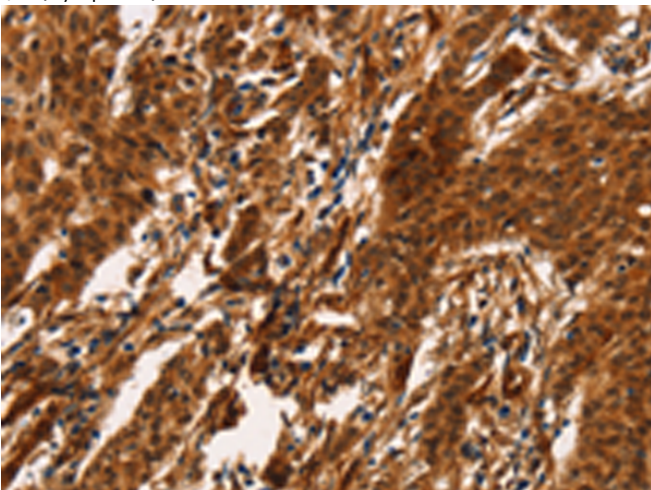
**储存和运输:** Store at -20°C. Avoid repeated freezing and thawing



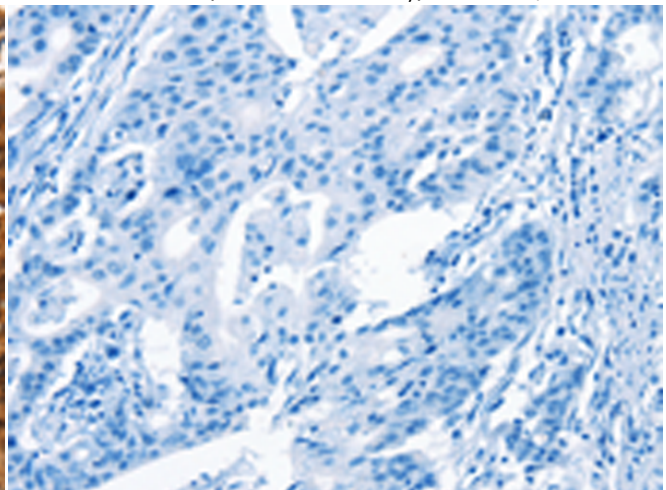
Immunohistochemistry analysis of paraffin embedded Human breast cancer tissue using 217048 (ARL6IP1 Antibody) at a dilution of 1/20 (Cytoplasm).



In comparison with the IHC on the left, the same paraffin-embedded Human breast cancer tissue is first treated with the fusion protein and then with 217048 (Anti-ARL6IP1 Antibody) at dilution 1/20.



The image on the left is immunohistochemistry of paraffin-embedded Human gastric cancer tissue using 217048 (Anti-ARL6IP1 Antibody) at a dilution of 1/20.



In comparison with the IHC on the left, the same paraffin-embedded Human gastric cancer tissue is first treated with fusion protein and then with D221702 (Anti-ARL6IP1 Antibody) at dilution 1/20.



# Product Description

Pioneering GTPase and Oncogene Product Development since 2010

---